

DS1L series, SIP thin film delay lines



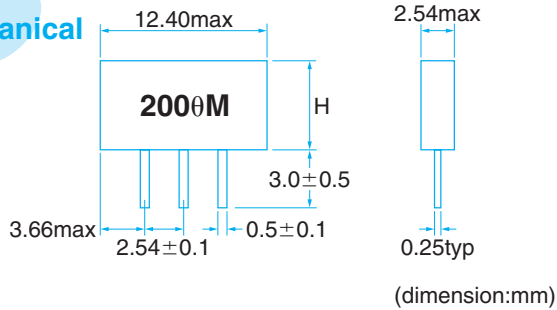
These delay lines provide timing control to 10 nanosecond in a SIP solder lead three pin package. Thin film on ceramic construction provide for high reliability and high bandwidth performance.

RoHS compliant



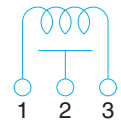
SPECIFICATIONS

Mechanical



Time Delay	H	Form
0.1~5.0ns	6.35max	D
5.5~10.0ns	9.20max	V

Equivalent circuit



Electrical


Type	DS1L
Time Delay range	0.1~2.0ns (0.10ns step) 2.25~5.0ns (0.25ns step) 5.5~10.0ns (0.50ns step)
Time Delay Tolerance	±0.050ns (0.10~0.20ns) ±0.125ns (2.25~5.00ns) ±0.250ns (5.00~10.0ns)
Characteristic Impedance	50±5 Ω


Type	DS1L
DC Resistance	1.0 Ω/ns max
Rated Current	100mA
Temp. coefficient of Td	<150ppm/°C
Insulation resistance	>100M Ω 50V
Operating temperature	-10~+85°C
Storage Temperature	-40~+125°C



PART NUMBER

DS1L 5 DJ 200 S (-C)





DL1L series, SIP thin film delay lines



Performance to 5 GHz. For many high frequency applications, discrete, tight tolerance(± 50 picosecond) delay lines can be used to help solve your TTL, and ECL timing and clock deskew needs.

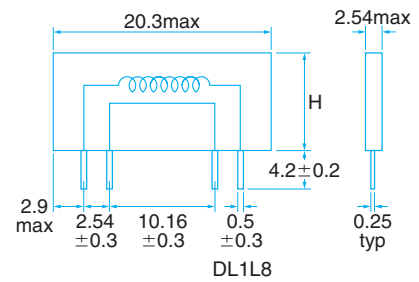
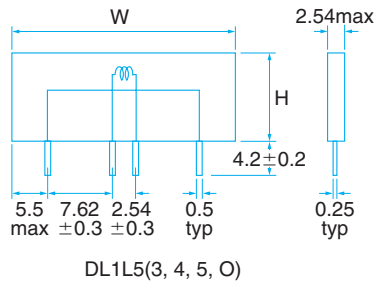
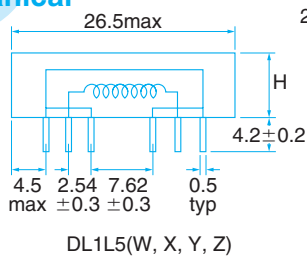
RoHS compliant



SPECIFICATIONS

Mechanical

(dimension : mm)



DL1L5(W, X, Y, Z)

Time Delay	H	Code
0.1~0.5ns	7.60max	W
0.6~2.6ns	10.10max	X
2.7~3.5ns	14.00max	Y
3.6~5.1ns	16.45max	Z

DL1L5(3, 4, 5, O)

Time Delay	H	W	Code
0.1~1.3ns	7.50max	26.50max	3
1.4~2.5ns	10.10max	26.50max	4
2.6~3.4ns	12.70max	27.90max	5
3.6~10ns	15.50max	27.90max	O

DL1L8

Time Delay	Time Delay Tolerance	H	Code
0.1~1.2ns	± 0.05 ns	7.50max	B
1.3~2.6ns	± 0.05 ns		
2.8ns	± 0.10 ns	12.00max	F
3.0~5.0ns	± 0.25 ns		

Electrical

Type	DL1L5(W, X, Y, Z)	DL1L5(3, 4, 5, O)			DL1L8
Time Delay Range	0.1~5.1ns (0.1ns step)	0.1~2.50ns (0.1ns step)	2.6~4.90ns (0.2ns step)	5.0~10.0ns (0.5ns step)	0.1~2.6ns(0.1ns step) 3.0~5.0ns(0.5ns step)
Time Delay Tolerance	± 0.050 ns	0.05ns	± 0.100 ns	± 0.250 ns	above table
Characteristic Impedance		50 $\pm 5\Omega$			75 $\pm 7.5\Omega$
Return Loss		20dB min			20dB min
DC Resistance	0.1~0.5ns : 0.5 Ω max 0.6~2.6ns : 1.0 Ω max 2.7~3.5ns : 2.0 Ω max 3.6~5.1ns : 3.0 Ω max	0.1~1.0ns : 0.8 Ω max 1.1~10ns : 0.8 Ω max/ 1ns			0.1~1.0ns : <1.7 Ω 0.1~5.0ns : <1.7 Ω /ns
Rise / fall time	1ns or less	1ns or less	2ns or less		>1ns
Rated Current	100mA				
Operating temperature	-40~+85 $^{\circ}$ C			-10~+85 $^{\circ}$ C	



PART NUMBER

DL1L 5 X K 260 S (-C)

