

Spezifikation für Freigabe / specification for release

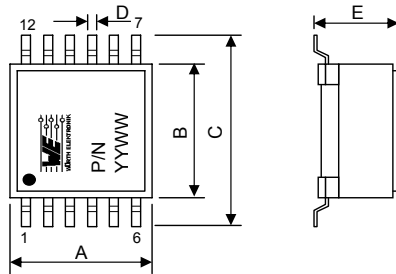
Kunde / customer :
 Artikelnummer / part number : **749196511**
 Bezeichnung : **FLEX-ÜBERTRAGER WE-FLEX**
 description : **FLEX-TRANSFORMER WE-FLEX**

LF



DATUM / DATE : 2006-08-01

A Mechanische Abmessungen / dimensions :



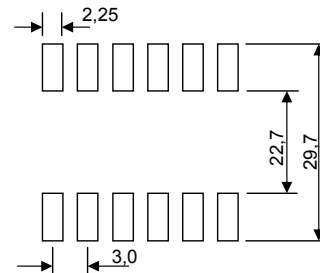
● = Marking Pin 1

	EFD20	
A	21,0 max	mm
B	21,0 typ.	mm
C	29,5 max	mm
D	0,7 ± 0,1	mm
E	10,8 max	mm

B Elektrische Eigenschaften / electrical properties :

Eigenschaften / properties	Testbedingungen / test conditions		Wert / value	Einheit / unit	tol.
Induktivität / inductance	10 kHz / 1 V	L _{base}	22,3	μH	±20%
Sättigungsstrom / saturation current	 ΔL/L < 10%	I _{sat base}	0,49	A	typ.
Nennstrom / rated current	ΔT=40 K	I _{rms base}	1,70	A	typ.
DC-Widerstand / DC-resistance	@ 20°C	R _{DC base}	71,1	mΩ	max.
Spannungs-Zeit-Fläche / Voltage-μsecond		∫Udt	98,4	μVs	max.
Speicherenergie / storage energy		E _{peak base}	8,83	μJ	typ.
Streuinduktivität / leakage inductance	10 kHz / 1V	L _{s base}	0,24	μH	typ.
Hochspannungstest / Hipot test	3mA / 1sec	HV	500	V _{DC}	

C Lötpad / soldering spec. :



D Prüfgeräte / test equipment :

HP 4274 A für/for L und/and Q
 HP 34401 A für/for I_{DC} und/and R_{DC}

E Testbedingungen / test conditions :

Luftfeuchtigkeit / humidity: 33%
 Umgebungstemperatur / temperature: +20°C

F Werkstoffe & Zulassungen / material & approvals :

Basismaterial / base material: Ferrit/ ferrite
 Spulenkörper / Bobbin: UL-V0
 Draht / wire: 2UEW155
 Kontaktmaterial/ contact plating: Cu-Ag tinned

G Eigenschaften / general specifications :

Betriebstemp. / operating temperature: -40°C - + 125°C
 Umgebungstemp. / ambient temperature: -40°C - + 85°C
 It is recommended that the temperature of the part does not exceed 125°C under worst case operating conditions.

Freigabe erteilt / general release:	Kunde / customer				
Datum / date	Unterschrift / signature				
	Würth Elektronik		TBr	Version 3	2006-08-01
			TBr	Version 2	2005-08-03
			TBr	Version 1	2005-01-19
Geprüft / checked	Kontrolliert / approved		Name	Änderung / modification	Datum / date

Würth Elektronik eiSos GmbH & Co.KG

D-74638 Waldenburg · Max-Eyth-Straße 1 - 3 · Germany · Telefon (+49) (0) 7942 - 945 - 0 · Telefax (+49) (0) 7942 - 945 - 400
<http://www.we-online.com>

Spezifikation für Freigabe / specification for release

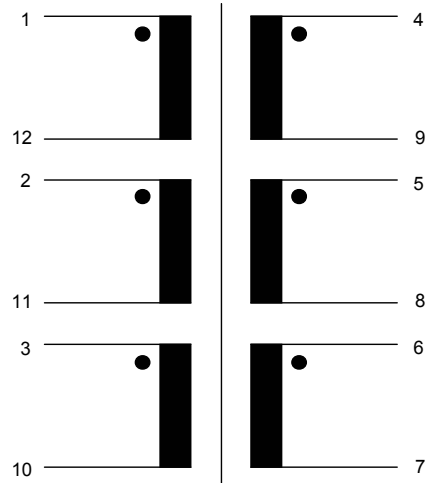
Kunde / customer :
 Artikelnummer / part number : **749196511**
 Bezeichnung : **FLEX-ÜBERTRAGER WE-FLEX**
 description : **FLEX-TRANSFORMER WE-FLEX**

LF



DATUM / DATE : 2006-08-01

H Schaltbild / Schematics



Freigabe erteilt / general release:	Kunde / customer			
.....			
Datum / date	Unterschrift / signature			
	Würth Elektronik	TBr	Version 3	2006-08-01
		TBr	Version 2	2005-08-03
		TBr	Version 1	2005-01-19
.....	Name	Änderung / modification	Datum / date
Geprüft / checked	Kontrolliert / approved			

Würth Elektronik eiSos GmbH & Co.KG

D-74638 Waldenburg · Max-Eyth-Straße 1 - 3 · Germany · Telefon (+49) (0) 7942 - 945 - 0 · Telefax (+49) (0) 7942 - 945 - 400
<http://www.we-online.com>

Spezifikation für Freigabe / specification for release

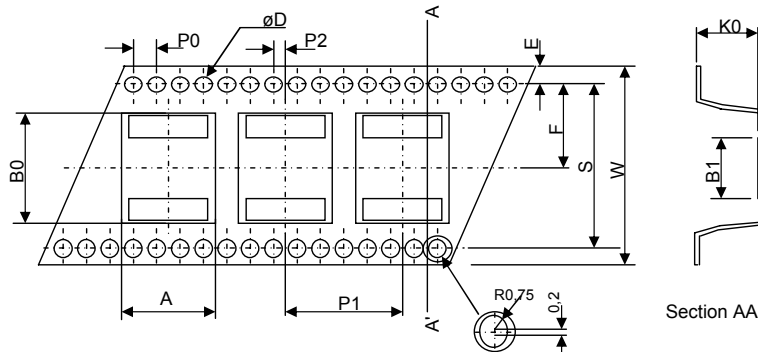
Kunde / customer :
 Artikelnummer / part number : **749196511**
 Bezeichnung : **FLEX-ÜBERTRAGER WE-FLEX**
 description : **FLEX-TRANSFORMER WE-FLEX**

LF



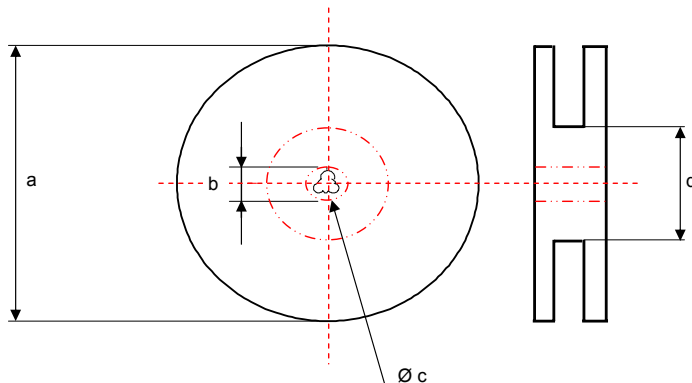
DATUM / DATE : 2006-08-01

I Rollenspezifikation / tape and reel specification :



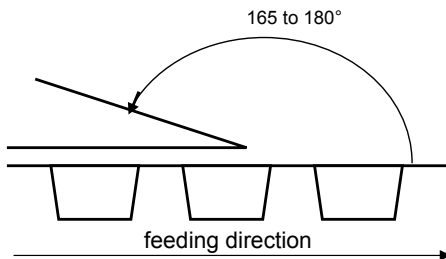
Gurtspezifikation / Tape specification:

A	21,8 ± 0,1	mm
B0	29,5 ± 0,2	mm
B1	18,0 ± 0,1	mm
D	1,50 ^{+0,1} _{-0,0}	mm
E	1,75 ± 0,1	mm
F	20,2 ± 0,1	mm
K0	11,5 ± 0,1	mm
K1	0,60 ± 0,1	mm
P0	4,00 ± 0,1	mm
P1	32,0 ± 0,1	mm
P2	2,00 ± 0,1	mm
S	40,4 ± 0,1	mm
W	44,0 ± 0,3	mm



Rollenspezifikation / Reel specification:

a	330,0 ± 2,0	mm
b	21,00 ± 0,8	mm
c	13,00 ± 0,5	mm
d	100,0 ± 1,0	mm



The force for tearing off cover tape is 10 to 130 grams in arrow direction

Freigabe erteilt / general release:	Kunde / customer			
	Datum / date	Unterschrift / signature		
	Würth Elektronik	TBr	Version 3	2006-08-01
		TBr	Version 2	2005-08-03
		TBr	Version 1	2005-01-19
Geprüft / checked	Kontrolliert / approved	Name	Änderung / modification	Datum / date

This electronic component has been designed and developed for usage in general electronic equipment. Before incorporating this component into any equipment where higher safety and reliability is especially required or if there is the possibility of direct damage or injury to human body, for example in the range of aerospace, aviation, nuclear control, submarine, transportation, (automotive control, train control, ship control), transportation signal, disaster prevention, medical, public information network etc, Würth Elektronik eiSos GmbH must be informed before the design-in stage. In addition, sufficient reliability evaluation checks for safety must be performed on every electronic component which is used in electrical circuits that require high safety and reliability functions or performance.

Würth Elektronik eiSos GmbH & Co.KG

D-74638 Waldenburg · Max-Eyth-Straße 1 - 3 · Germany · Telefon (+49) (0) 7942 - 945 - 0 · Telefax (+49) (0) 7942 - 945 - 400
<http://www.we-online.com>