

Spezifikation für Freigabe / specification for release

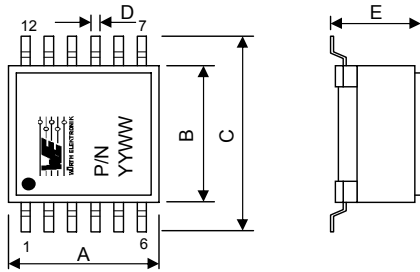
Kunde / customer :
 Artikelnummer / part number : **749196331**
 Bezeichnung : **FLEX-ÜBERTRAGER WE-FLEX**
 description : **FLEX-TRANSFORMER WE-FLEX**

LF



DATUM / DATE : 2006-08-01

A Mechanische Abmessungen / dimensions :



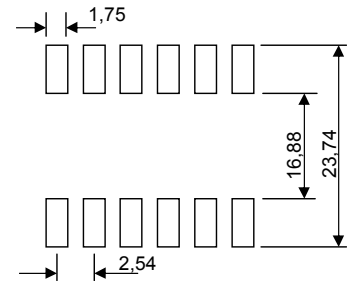
	EFD15	
A	17,5 max	mm
B	16,0 typ.	mm
C	22,1 max	mm
D	0,7 ± 0,1	mm
E	8,3 max	mm

● = Marking Pin 1

B Elektrische Eigenschaften / electrical properties :

Eigenschaften / properties	Testbedingungen / test conditions		Wert / value	Einheit / unit	tol.
Induktivität / inductance	10 kHz / 0,1 V	L_{base}	9,3	μH	±20%
Sättigungsstrom / saturation current	$ \Delta L/L < 10\%$	$I_{sat base}$	1,09	A	typ.
Nennstrom / rated current	$\Delta T = 40 K$	$I_{rms base}$	0,97	A	typ.
DC-Widerstand / DC-resistance	@ 20°C	$R_{DC base}$	140,0	m Ω	max.
Spannungs-Zeit-Fläche / Voltage- μ second		$\int U dt$	39,8	μVs	max.
Speicherenergie / storage energy		$E_{peak base}$	3,38	μJ	typ.
Streuinduktivität / leakage inductance	103 kHz / 0,1V	$L_s base$	0,13	μH	typ.
Hochspannungstest / Hipot test	3mA / 1sec	HV	500	V_{DC}	

C Lötpad / soldering spec. :



D Prüfgeräte / test equipment :

WK3260B für/for L
HP 34401 A für/for I_{DC} und/and R_{DC}

E Testbedingungen / test conditions :

Luftfeuchtigkeit / humidity: 33%
 Umgebungstemperatur / temperature: +20°C

F Werkstoffe & Zulassungen / material & approvals :

Basismaterial / base material: Ferrit/ ferrite
 Spulenkörper / Bobbin: UL-V0
 Draht / wire: 2UEW 155°C
 Kontaktmaterial/ contact plating: Cu-Ag tinned

G Eigenschaften / general specifications :

Betriebstemp. / operating temperature: -40°C - + 125°C
 Umgebungstemp. / ambient temperature: -40°C - + 85°C
 It is recommended that the temperature of the part does not exceed 125°C under worst case operating conditions.
 Co-Planarität / Co-planarity: < 0,1 mm

Freigabe erteilt / general release:	Kunde / customer		
Datum / date	Unterschrift / signature		
	Würth Elektronik		
Geprüft / checked	TBr	Version 3	2006-08-01
	TBr	Version 2	2005-10-24
	TBr	Version 1	2005-01-19
	Name	Änderung / modification	Datum / date

Würth Elektronik eiSos GmbH & Co.KG

D-74638 Waldenburg · Max-Eyth-Straße 1 - 3 · Germany · Telefon (+49) (0) 7942 - 945 - 0 · Telefax (+49) (0) 7942 - 945 - 400
<http://www.we-online.com>

Spezifikation für Freigabe / specification for release

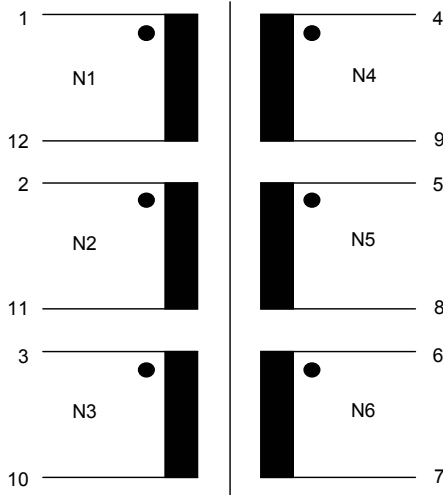
Kunde / customer :
 Artikelnummer / part number : **749196331**
 Bezeichnung : **FLEX-ÜBERTRAGER WE-FLEX**
 description : **FLEX-TRANSFORMER WE-FLEX**

LF



DATUM / DATE : 2006-08-01

H Schaltbild / Schematics



Freigabe erteilt / general release:	Kunde / customer			
..... Datum / date Unterschrift / signature			
	Würth Elektronik	TBr	Version 3	2006-08-01
		TBr	Version 2	2005-10-24
		TBr	Version 1	2005-01-19
..... Geprüft / checked Kontrolliert / approved	Name	Änderung / modification	Datum / date

Würth Elektronik eiSos GmbH & Co.KG

D-74638 Waldenburg · Max-Eyth-Straße 1 - 3 · Germany · Telefon (+49) (0) 7942 - 945 - 0 · Telefax (+49) (0) 7942 - 945 - 400
<http://www.we-online.com>

Spezifikation für Freigabe / specification for release

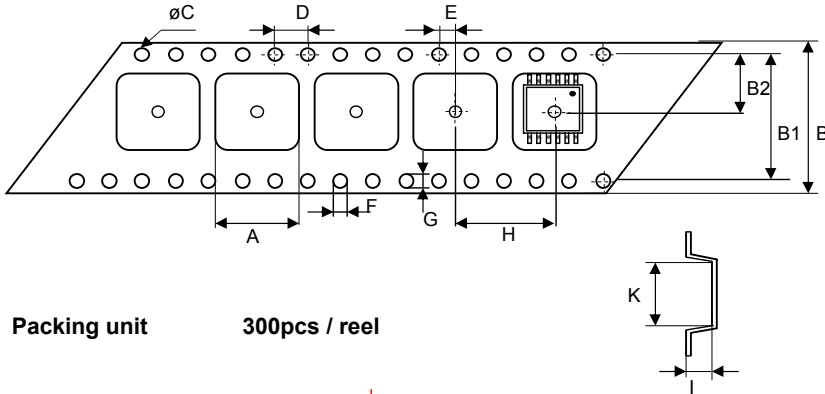
Kunde / customer :
 Artikelnummer / part number : **749196331**
 Bezeichnung : **FLEX-ÜBERTRAGER WE-FLEX**
 description : **FLEX-TRANSFORMER WE-FLEX**

LF



DATUM / DATE : 2006-08-01

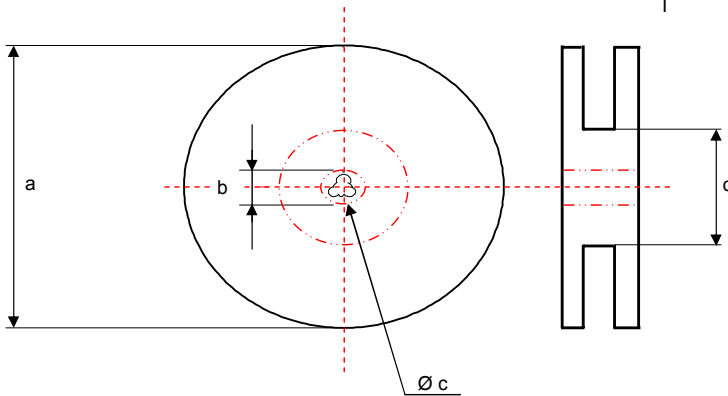
I Rollenspezifikation / tape and reel specification :



Packing unit **300pcs / reel**

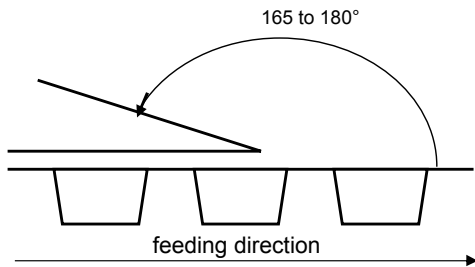
Gurtspezifikation / Tape specification:

A	17,6 ± 0,1	mm
B	44,0 ± 0,3	mm
B1	40,4 ± 0,1	mm
B2	20,2 ± 0,1	mm
C	1,50 ^{+0,1} - 0,0	mm
D	4,00 ± 0,1	mm
E	2,00 ± 0,1	mm
F	1,50 ^{+0,1} - 0,0	mm
G	1,70 ^{+0,15} - 0,05	mm
H	24,0 ± 0,1	mm
I	8,40 ± 0,1	mm
K	22,2 ± 0,1	mm



Rollenspezifikation / Reel specification:

a	330,0 ± 2,0	mm
b	21,00 ± 0,8	mm
c	13,00 ± 0,5	mm
d	100,0 ± 1,0	mm



The force for tearing off cover tape is 10 to 130 grams in arrow direction

Freigabe erteilt / general release:	Kunde / customer			
	Datum / date	Unterschrift / signature		
	Würth Elektronik	TBr	Version 3	2006-08-01
		TBr	Version 2	2005-10-24
		TBr	Version 1	2005-01-19
Geprüft / checked	Kontrolliert / approved	Name	Änderung / modification	Datum / date

This electronic component has been designed and developed for usage in general electronic equipment. Before incorporating this component into any equipment where higher safety and reliability is especially required or if there is the possibility of direct damage or injury to human body, for example in the range of aerospace, aviation, nuclear control, submarine, transportation, (automotive control, train control, ship control), transportation signal, disaster prevention, medical, public information network etc. Würth Elektronik eiSos GmbH must be informed before the design-in stage. In addition, sufficient reliability evaluation checks for safety must be performed on every electronic component which is used in electrical circuits that require high safety and reliability functions or performance.

Würth Elektronik eiSos GmbH & Co.KG

D-74638 Waldenburg · Max-Eyth-Straße 1 - 3 · Germany · Telefon (+49) (0) 7942 - 945 - 0 · Telefax (+49) (0) 7942 - 945 - 400
<http://www.we-online.com>