
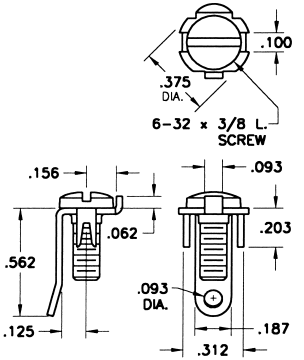
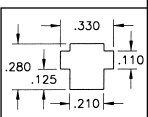
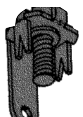
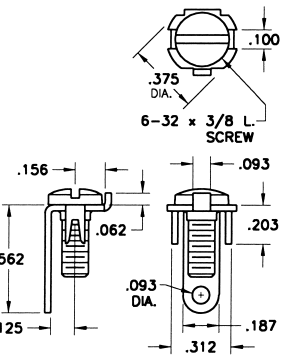
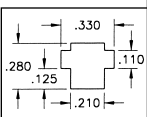

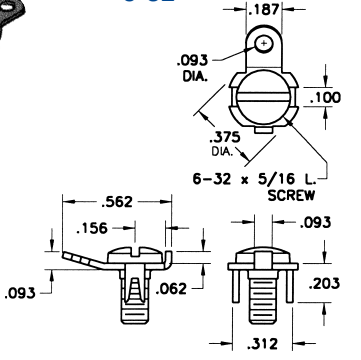
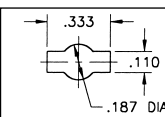



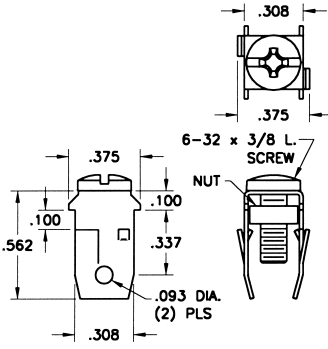

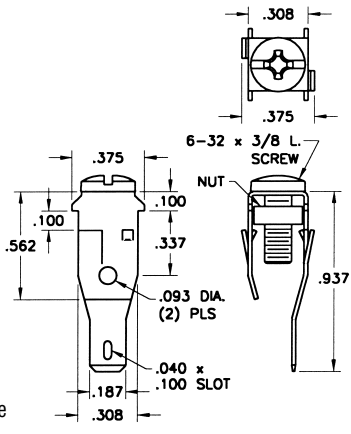


Designers' Choice

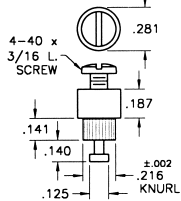
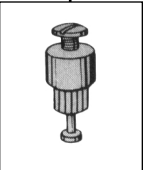
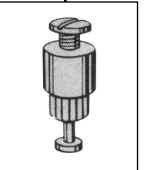
SCREW TERMINALS

OFFSET LEG	STRAIGHT LEG	SOLDER TAB
 <p>6-32</p>  <p>6-32 x 3/8 L. SCREW</p> <p>SPECIFICATIONS Terminal: .032 Steel, Tin Plate Screw: Steel, Nickel Plate (Screw Installed & Captivated) CAT. NO. 1248</p> <p>Mounting Detail</p> 	 <p>6-32</p>  <p>6-32 x 3/8 L. SCREW</p> <p>SPECIFICATIONS Terminal: .032 Steel, Tin Plate Screw: Steel, Nickel Plate (Screw Installed & Captivated) CAT. NO. 1215</p> <p>Mounting Detail</p> 	 <p>6-32</p>  <p>6-32 x 5/16 L. SCREW</p> <p>SPECIFICATIONS Terminal: .032 Steel, Tin Plate Screw: Steel, Nickel Plate (Screw Installed & Captivated) CAT. NO. 1232</p> <p>Mounting Detail</p> 

PRESS-FIT SCREW TERMINALS

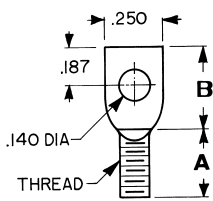
SOLDER TYPE	.187 QUICK-FIT TYPE
 <p>SOLDER TYPE</p>  <p>6-32 x 3/8 L. SCREW</p> <p>SPECIFICATIONS Terminal: .020 Steel, Tin Plate Screw: Steel, Zinc Plate CAT. NO. 1272 (Screw Installed & Captivated)</p> <p>Mounting Detail</p> <p>Press-fit into .312 sq. hole</p>	 <p>.187 QUICK-FIT TYPE</p>  <p>6-32 x 3/8 L. SCREW</p> <p>SPECIFICATIONS Terminal: .020 Steel, Tin Plate Screw: Steel, Zinc Plate CAT. NO. 1273 (Screw Installed & Captivated)</p> <p>Mounting Detail</p> <p>Press-fit into .312 sq. hole</p>

BINDING POST TERMINALS (RIVET TYPE)

4-40	6-32	8-32
 <p>4-40</p> <p>4-40 x 3/16 L. SCREW</p> <p>FOR 3/32 BOARD</p> <p>SPECIFICATIONS Terminal: Brass, Tin Plate Screw: Steel, Nickel Plate (Screw Supplied Unassembled) CAT. NO. 1537</p>	 <p>6-32</p> <p>6-32 x 3/16 L. SCREW</p> <p>FOR 3/32 BOARD</p> <p>SPECIFICATIONS Terminal: Brass, Tin Plate Screw: Steel, Nickel Plate (Screw Supplied Unassembled) CAT. NO. 1535</p>	 <p>8-32</p> <p>8-32 x 3/16 L. SCREW</p> <p>FOR 1/8 BOARD</p> <p>SPECIFICATIONS Terminal: Brass, Tin Plate Screw: Steel, Nickel Plate (Screw Supplied Unassembled) CAT. NO. 1536</p>

SPADE BOLTS

6-32 & 8-32



MATERIAL: Steel, Zinc Plate

CAT. NO.	A	B	Thread
1259	3/8	13/32	6-32
1260	3/8	1/2	8-32