

4

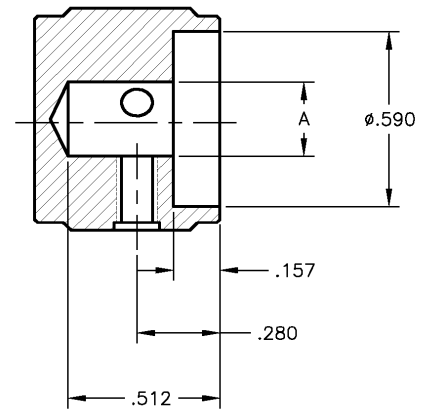
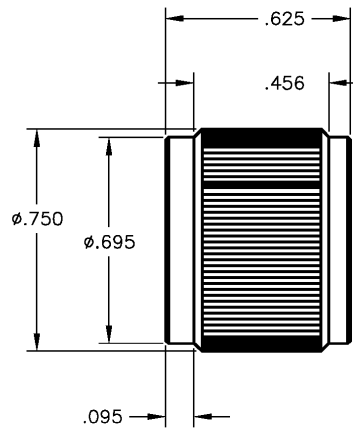
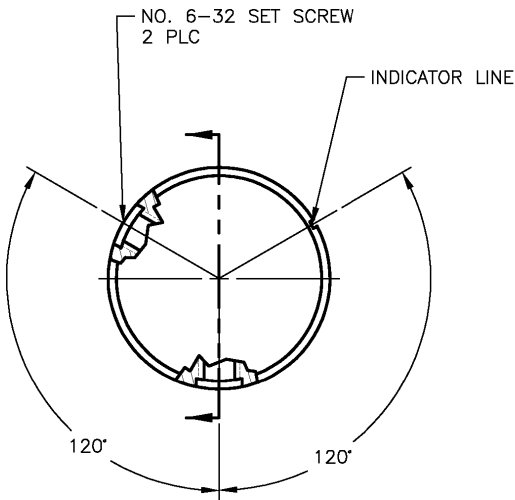
3

2

1

THIS DRAWING IS UNPUBLISHED. RELEASED FOR PUBLICATION  
 © COPYRIGHT BY TYCO ELECTRONICS CORPORATION. ALL RIGHTS RESERVED.

LDC		DIST		REVISIONS			
P	LTR	DESCRIPTION	DATE	DWN	APVD		
D		REV PER EC 0G3C-356-02	17SEP02	MB	MZ		



- 1 KNOB: ALUMINUM; SET SCREWS: STAINLESS STEEL
- 2 FINISH: ANODIZED - SEE TABLE
- 3. WAS DRAWING NUMBER 80254

PRELIMINARY PART	.250	NONE	BLACK	BLACK	KN700B1/4NL	1571330-2
PRELIMINARY PART	.236(6mm)	NONE	BLACK	BLACK	KN700B6MNL	1571330-1
	.250	WHITE	NATURAL	BLACK	KN700BA1/4	6-1437622-1
		BLACK	BLACK	NATURAL	KN700AB1/4	5-1437622-9
		WHITE	BLACK	BLACK	KN700B1/4	6-1437622-0
		BLACK	NATURAL	NATURAL	KN700A1/4	5-1437622-8
	A	INDICATOR LINE	TOP COLOR	BODY	MODEL NUMBER	PART NUMBER

THIS DRAWING IS A CONTROLLED DOCUMENT.		DWN M. BINNER	27JUN02	Tyco Electronics Corporation Harrisburg, PA 17105	
DIMENSIONS: INCHES	TOLERANCES UNLESS OTHERWISE SPECIFIED:	CHK M. ZITTO	APVD M. ZITTO	NAME	
0 PLC ± -	1 PLC ± -	PRODUCT SPEC	KNOB, STRAIGHT KNURL HAIRLINE INDICATOR (KN-700)		
2 PLC ± -	3 PLC ± .020	APPLICATION SPEC	SIZE	CAGE CODE	DRAWING NO
4 PLC ± -	ANGLES ± -	WEIGHT	A3	00779	6-1437622-0
MATERIAL	FINISH	CUSTOMER DRAWING		RESTRICTED TO	
1	2	SCALE 3:1		SHEET 1 OF 1	REV D