



SAW Components

Data Sheet B3831

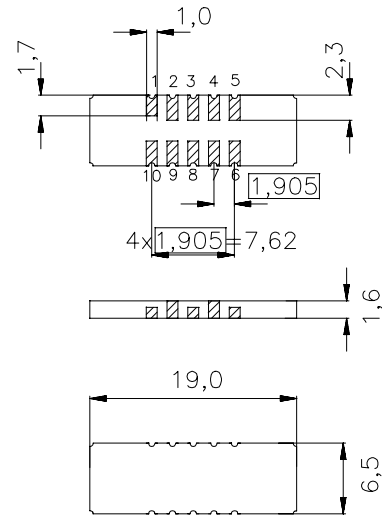


Data Sheet
Features

- Low-loss IF filter for CDMA base station
- Temperature stable
- Ceramic SMD package
- Unbalanced or balanced operation

Terminals

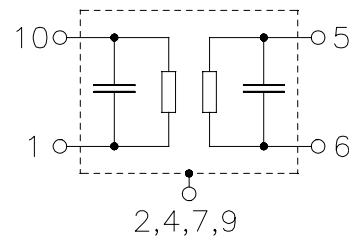
- Gold plated

Ceramic package DCC18


Dimensions in mm, approx. weight 0,8 g

Pin configuration

10	Input or balanced input
1	Input ground or balanced input
5	Output or balanced output
6	Output ground or balanced output
3, 8	Ground
2, 4, 7, 9	Case ground



Type	Ordering code	Marking and Package according to	Packing according to
B3831	B39151-B3831-U210	C61157-A7-A54	F61074-V8081-Z000

Electrostatic Sensitive Device (ESD)

Maximum ratings

Operable temperature range	T	-40 / +85	°C	
Storage temperature range	T_{stg}	-40 / +85	°C	
DC voltage	V_{DC}	0	V	
Source power	P_s	0	dBm	



SAW Components

B3831

Low-Loss Filter

150,0 MHz

Data Sheet

Characteristics

Operating temperature range: $T = -40$ to $+85$ °C
 Terminating source impedance: $Z_S = 1000 \Omega \parallel 87\text{nH}$
 Terminating load impedance: $Z_L = 1000 \Omega \parallel 73\text{nH}$

			min.	typ.	max.	
Nominal frequency	f_N		—	150	—	MHz
Minimum insertion attenuation	α_{\min}		—	16,5	18	dB
1dB bandwidth	$\alpha_{\text{rel}} \leq 1,0$ dB	$B_{1,0\text{dB}}$	1,29	1,45	—	MHz
Amplitude ripple (p-p)	$f_N \pm 615$ kHz	$\Delta\alpha$	—	0,5	1,0	dB
Phase linearity (p-p)	$f_N \pm 615$ kHz	$\Delta\phi$	—	3,7	5,0	deg
Relative attenuation (relative to α_{\min})	$f_N \pm 2,25$ MHz ... $f_N \pm 40,0$ MHz	α_{rel}	30	42	—	dB
VSWR	$f_N \pm 615$ kHz		—	1,4:1	1,6:1	
Temperature coefficient of frequency ¹⁾	TC_f		—	-0,036	—	ppm/K ²
Turnover temperature	T_0		—	35	—	°C

¹⁾ Temperature dependance of f_c : $f_c(T_A) = f_c(T_0)(1 + TC_f(T_A - T_0)^2)$



SAW Components

B3831

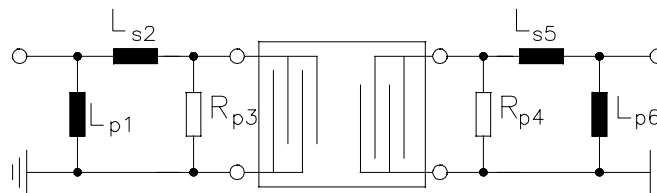
Low-Loss Filter

150,0 MHz

Data Sheet

Matching network to 50 Ω

(Element values depend on PCB layout)



$L_{p1} = 27\text{nH}$

$R_{p4} = 820\Omega$

$L_{s2} = 56\text{nH}$

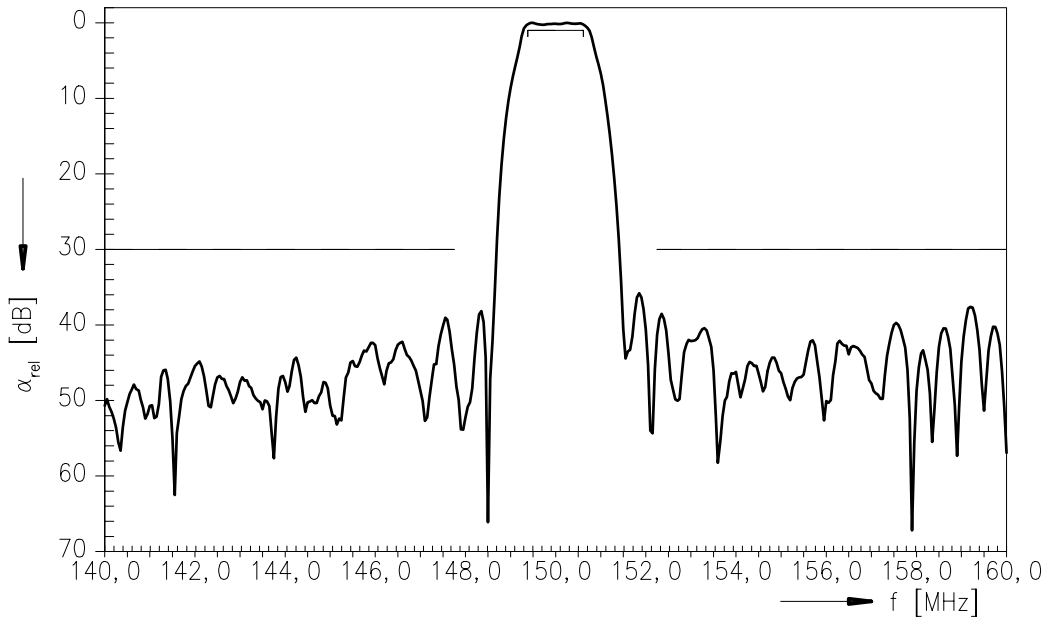
$L_{s5} = 56\text{nH}$

$R_{p3} = 1000\Omega$

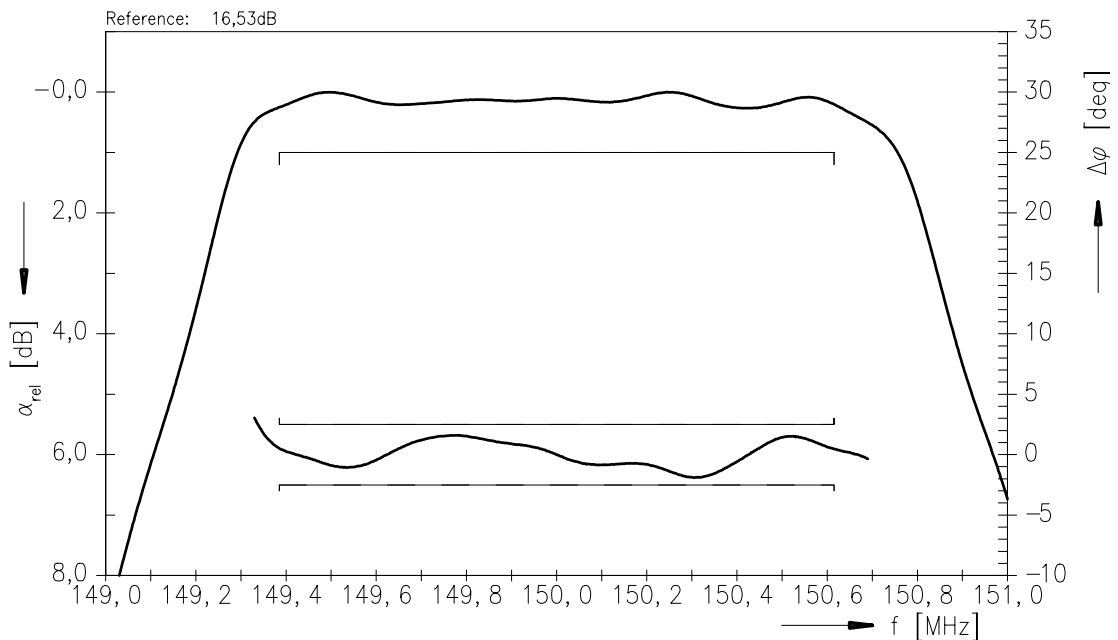
$L_{p6} = 33\text{nH}$

Data Sheet

Normalized frequency response



Normalized frequency response (pass band)





SAW Components	B3831
Low-Loss Filter	150,0 MHz

Data Sheet

Published by EPCOS AG

SAW MC IS, P.O. Box 80 17 09, 81617 Munich, GERMANY

© EPCOS AG 2002. Reproduction, publication and dissemination of this brochure and the information contained therein without EPCOS' prior express consent is prohibited.

Purchase orders are subject to the General Conditions for the Supply of Products and Services of the Electrical and Electronics Industry recommended by the ZVEI (German Electrical and Electronic Manufacturers' Association), unless otherwise agreed.

This brochure replaces the previous edition.

For questions on technology, prices and delivery please contact the Sales Offices of EPCOS AG or the international Representatives.

Due to technical requirements components may contain dangerous substances. For information on the type in question please also contact one of our Sales Offices.