

Ph Free

RoHS Compliant

Features

- Small size
- Low insertion loss
- High selectivity
- Hermetic seal

Application

- GPS

How to Order

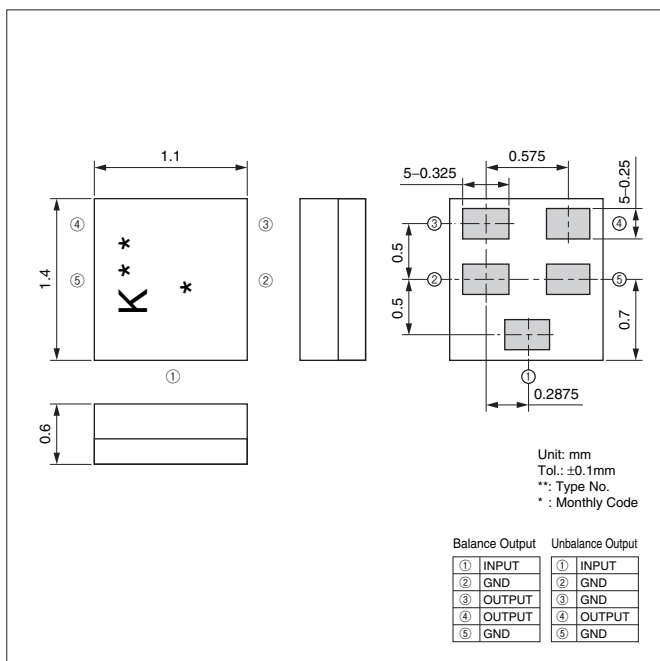
SF 14 - 1575 M 5 UB 01
① ② ③ ④ ⑤ ⑥ ⑦

- ① Type of Product (SAW Filter)
- ② Package Size
- ③ Nominal Center Frequency
- ④ Spec.
- ⑤ Number of Terminals
- ⑥ Input/ Output
- ⑦ Custom Specification

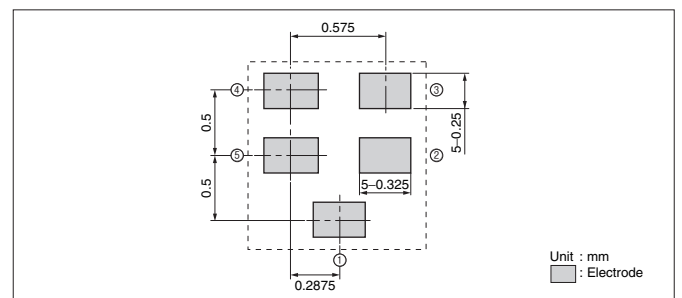
Specifications

Parts No.	Output	Application	Pass Band Frequency	Insertion Loss (dB)	Pass Band Variation (dB)	VSWR	Absolute Rejection (dB)						Operating Temperature	Storage Temperature	
							810MHz	1429MHz	1501MHz	1920MHz	1980MHz	2400MHz			
SF14-1575M5UB01	Balance	GPS Rx	1574.42MHz - 1576.42MHz	1.6 max.	1.0 max.	1.6 max.	810MHz 960MHz	1429MHz 1453MHz	1501MHz 1525MHz	1920MHz 1980MHz	1980MHz 2400MHz	2400MHz 2500MHz	-30 to +85°C	-40 to +85°C	
SF14-1575M5UB02			50 min.	35 min.	27 min.	41 min.	29 min.	46 min.							
SF14-1575F5UU01	Unbalance	GPS Rx	1573.92MHz - 1576.92MHz	1.8 max.	0.3 max.	1.8 max.	810MHz 960MHz	1429MHz 1501MHz	1453MHz 1525MHz	1625MHz 1920MHz	1893MHz 2170MHz	—			—
SF14-1575F5UU03			27 min.	34 min.	20 min.	35 min.	—	—							
SF14-1575F5UU04			500MHz 894MHz	894MHz 1500MHz	1650MHz 4000MHz	4000MHz 6000MHz	—	—							
SF14-1575F5UU04			13 min.	13 min.	15 min.	15 min.	—	—							
SF14-1575F5UU19			843MHz 925MHz	1429MHz 1501MHz	1501MHz 1525MHz	1920MHz 1980MHz	2500MHz 3000MHz	—	—						
SF14-1575F5UU19	40 min.	38 min.	30 min.	40 min.	40 min.	35 min.	—	—							

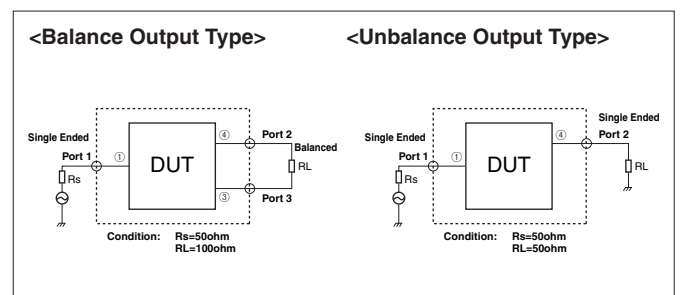
Dimensions



Recommended Land Pattern

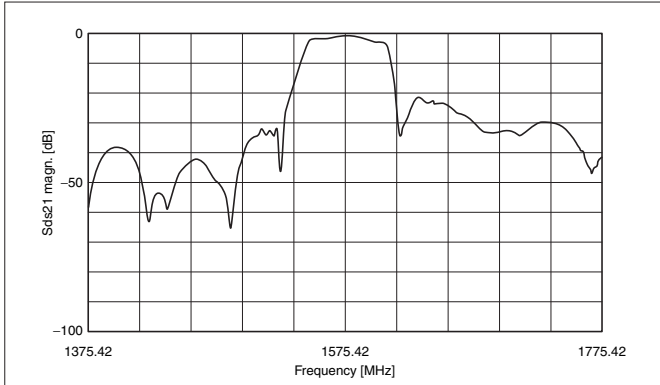


Test Circuit

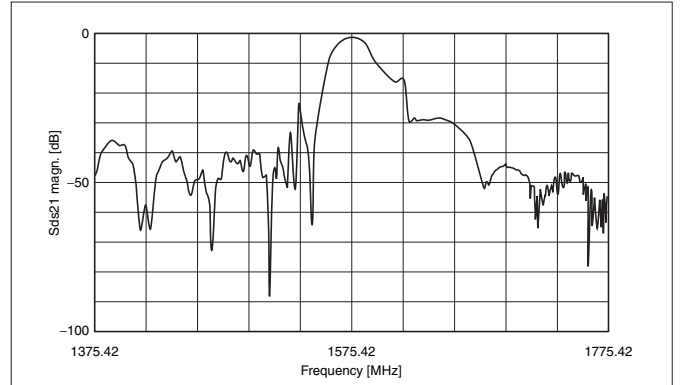


Characteristics

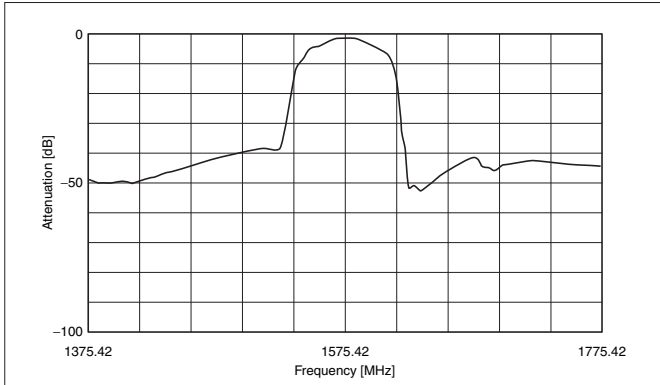
Parts No.: SF14-1575M5UB01



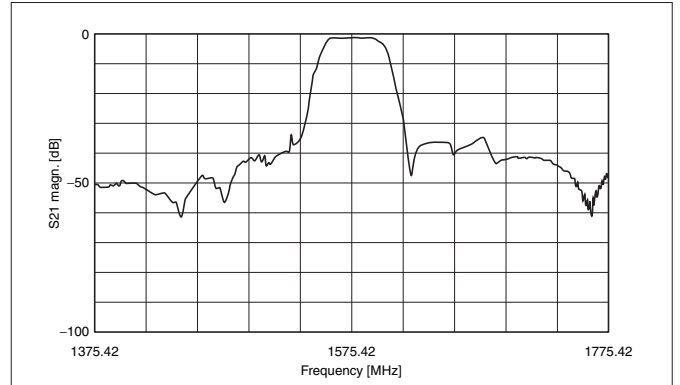
Parts No.: SF14-1575M5UB02



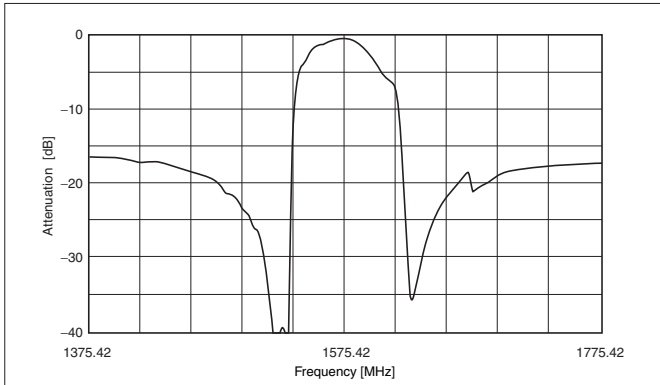
Parts No.: SF14-1575F5UU01



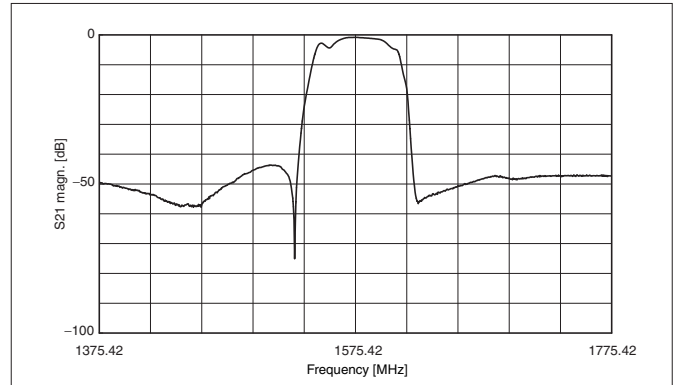
Parts No.: SF14-1575F5UU03



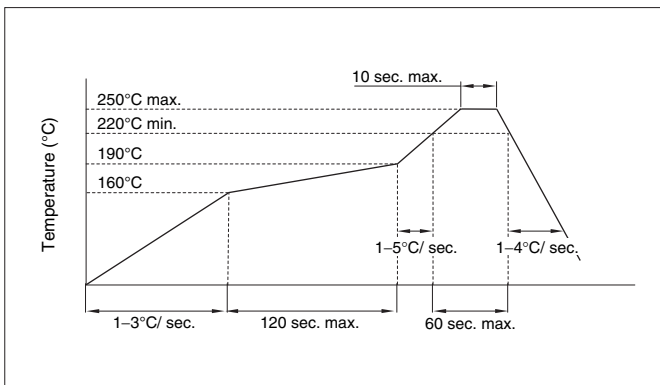
Parts No.: SF14-1575F5UU04



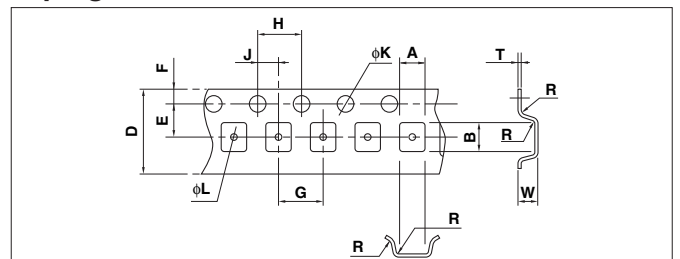
Parts No.: SF14-1575F5UU19



Recommended Reflow Profile



Taping Dimensions



(Unit: mm)

Part	A	B	D	E	F
Dimension	1.4±0.1	1.7±0.1	8.0±0.2	3.5±0.05	1.75±0.1
Part	G	H	J	K	L
Dimension	4.0±0.1	4.0±0.1	2.0±0.05	1.5±0.1	0.5±0.05
Part	R	W	T		
Dimension	0.3 max.	0.8±0.1	0.2±0.05		