

"High Frequency Ceramic Solutions"

1.9 GHz Band Pass Filter

P/N 1906BP18A027

Detail Specification: 12/21/03

Page 1 of 2

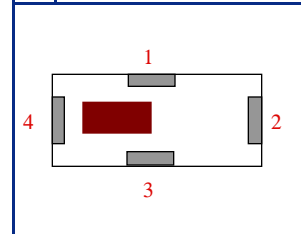
General Specifications

Part Number	1906BP18A027	
Frequency (MHz)	1893 - 1920	
Insertion Loss	1.5 dB max.	
Return Loss	9.5 dB min.	
Attenuation (min.)	1405 ~ 1440 MHz	38 dB
Attenuation (min.)	1649 ~ 1680 MHz	10 dB
Attenuation (min.)	3786 ~ 3840 MHz	24 dB
Attenuation (min.)	5679 ~ 5760MHz	20 dB

Input Power	500 mW max.
Impedance	50 Ω
Operating Temperature	-40 to +85°C
Storage Temperature	-40 to +85°C
Reel Quantity	3,000

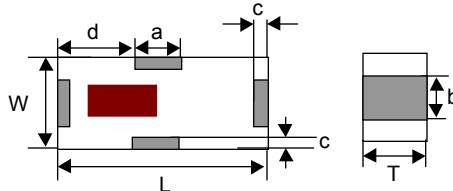
Terminal Configuration

No.	Function
1	IN
2	GND
3	OUT
4	GND



Mechanical Dimensions

	In	mm
L	0.126 ± 0.006	3.20 ± 0.15
W	0.063 ± 0.006	1.60 ± 0.15
T	0.051 ± 0.004	1.30 ± 0.10
a	0.020 ± 0.006	0.50 ± 0.15
b	0.031 ± 0.006	0.80 ± 0.15
c	0.010 ± 0.006	0.25 ± 0.15
d	0.053 ± 0.008	1.35 ± 0.20

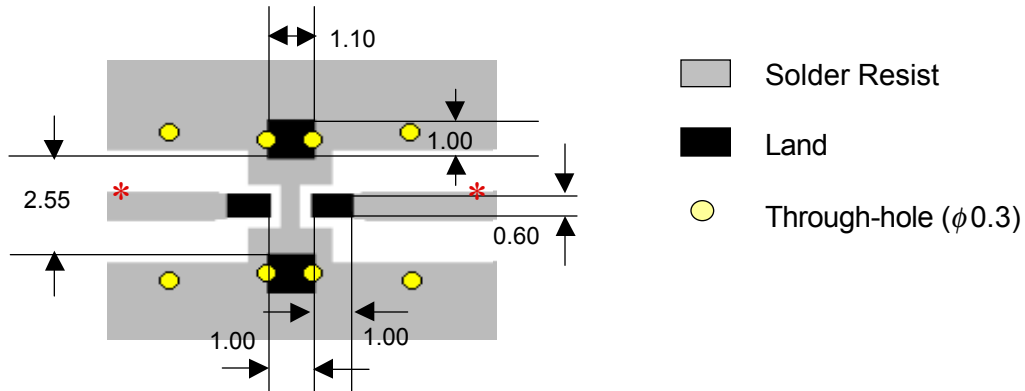


Mounting Considerations

Mount these devices with brown mark facing up.

* Line width should be designed to provide 50Ω impedance matching characteristics.

Units: mm



Johanson Technology, Inc. reserves the right to make design changes without notice.

All sales are subject to Johanson Technology, Inc. terms and conditions.



www.johansontechnology.com

931 Via Alondra • Camarillo, CA 93012 • TEL 805.389.1166 FAX 805.389.1821

2003 Johanson Technology, Inc. All Rights Reserved

"High Frequency Ceramic Solutions"

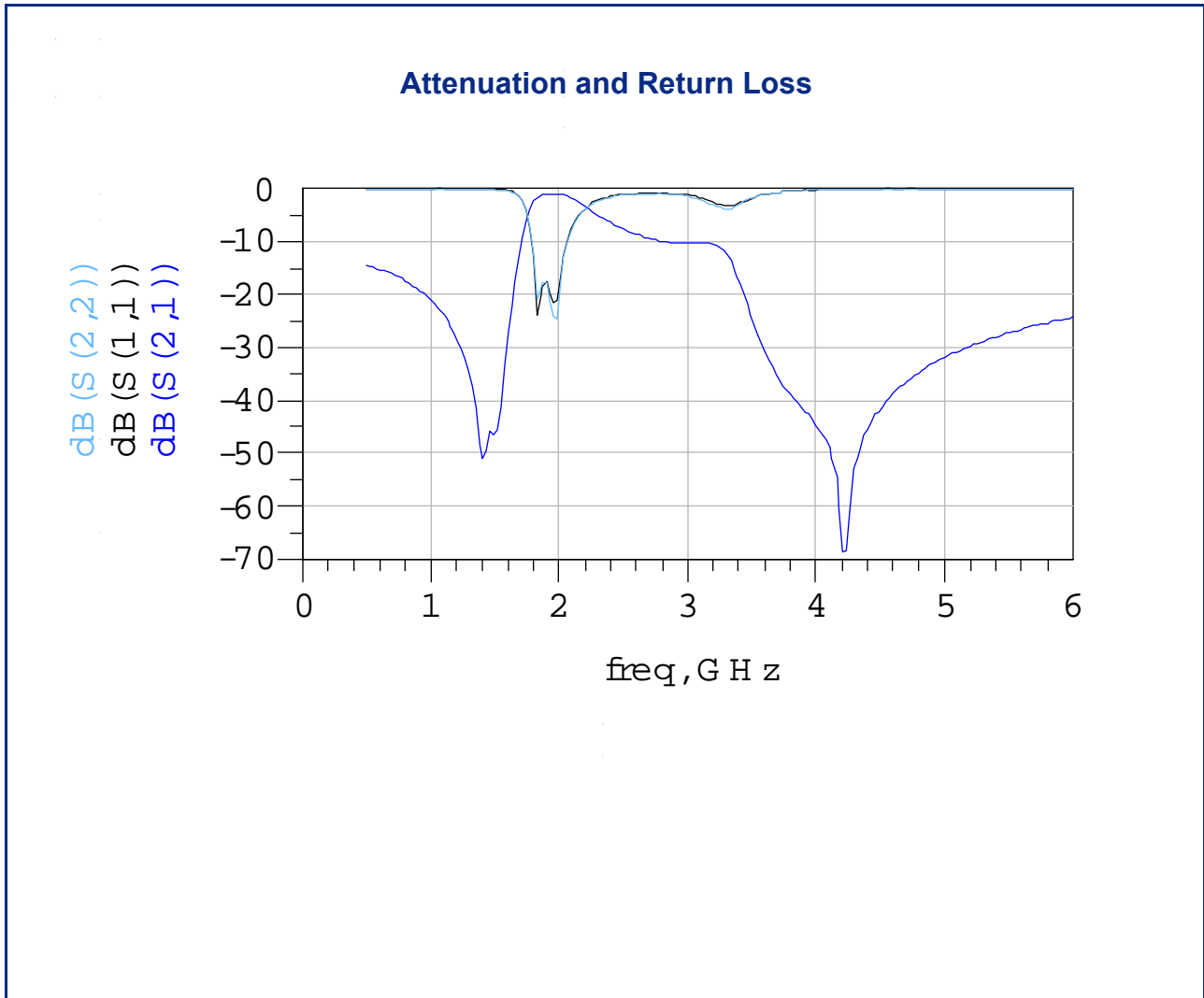
1.9 GHz Band Pass Filter

Detail Specification: 12/21/03

P/N 1906BP18A027

Page 2 of 2

Typical Electrical Performance (T=25°C)



Johanson Technology, Inc. reserves the right to make design changes without notice.

All sales are subject to Johanson Technology, Inc. terms and conditions.



www.johansontechnology.com

931 Via Alondra • Camarillo, CA 93012 • TEL 805.389.1166 FAX 805.389.1821

2003 Johanson Technology, Inc. All Rights Reserved