

"PRELIMINARY"

2.45 GHz High Pass Filter

P/N 2450HP14A100

Detail Specification: 08/07/06

Page 1 of 2

General Specifications

Part Number	2450HP14A100
Freq Range (MHz)	2400 - 2500
Insertion Loss	1.3 dB max.
Return Loss	14.0 dB min.
Attenuation (min.)	20 dB @ 1917 MHz

Impedance	50 Ω
Operating Temperature	-40 to +85°C
Reel Quantity	4,000
Input Power	3 W max.

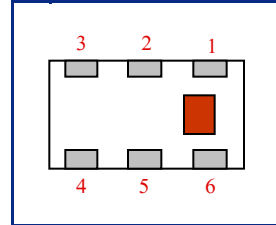
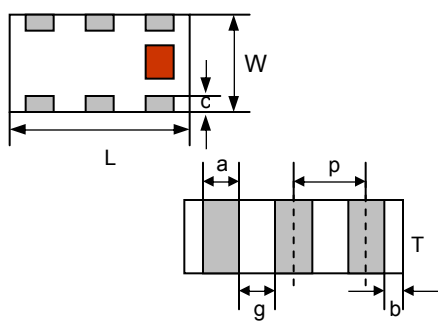
Termination Style	100% Tin	Suffix = "None"	eg. 2450HP14A100
	Tin / Lead	Suffix = "/Pb"	eg. 2450HP14A100/Pb

Terminal Configuration

No.	Function
1	IN
2	GND
3	OUT
4	NC
5	GND
6	NC

Mechanical Dimensions

	In	mm
L	0.063 ± 0.004	1.60 ± 0.10
W	0.031 ± 0.004	0.80 ± 0.10
T	0.022 ± 0.004	0.55 ± 0.10
a	0.008 ± 0.004	0.20 ± 0.10
b	0.008 +.004/-0.008	0.20 +0.1/-0.2
c	0.006 ± 0.004	0.15 ± 0.10
g	0.012 ± 0.004	0.30 ± 0.10
p	0.020 ± 0.002	0.50 ± 0.05

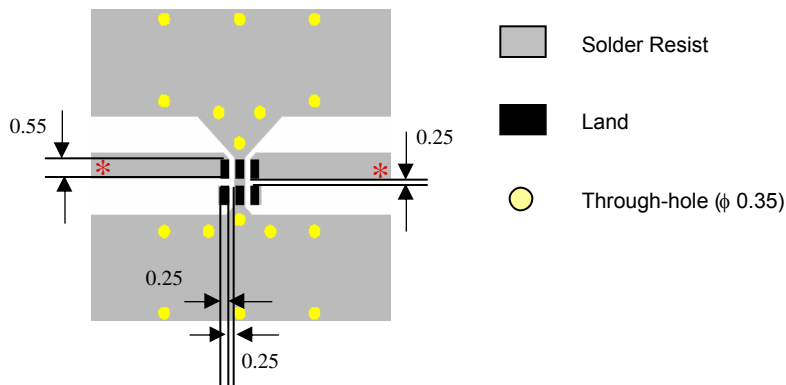


Mounting Considerations

Mount these devices with brown mark facing up.

Line width should be designed to provide 50Ω impedance matching characteristics.

Units: mm



Johanson Technology, Inc. reserves the right to make design changes without notice.

All sales are subject to Johanson Technology, Inc. terms and conditions.



www.johansontechnology.com

931 Via Alondra • Camarillo, CA 93012 • TEL 805.389.1166 FAX 805.389.1821

2003 Johanson Technology, Inc. All Rights Reserved

"High Frequency Ceramic Solutions"

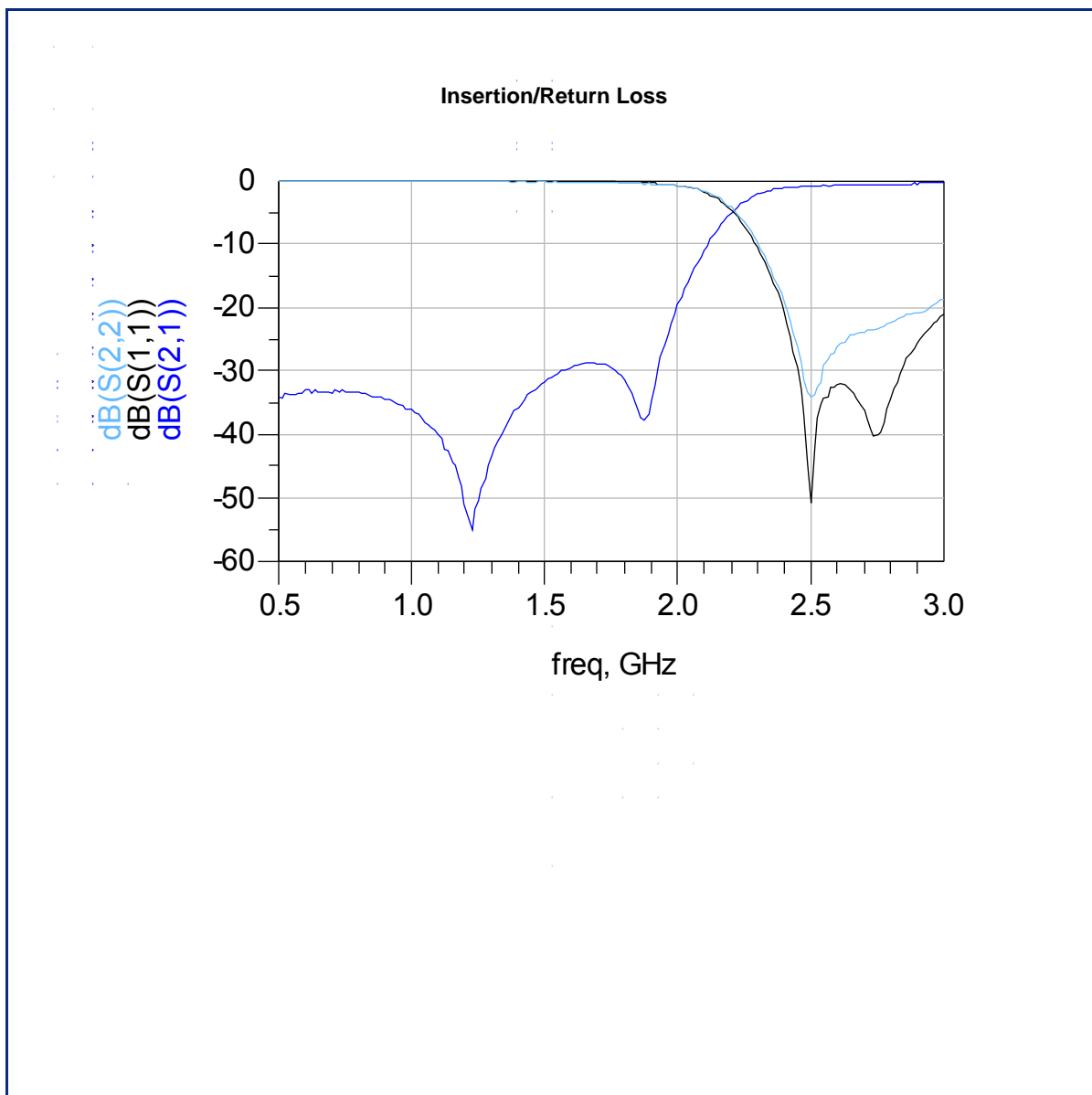
2.45 GHz High Pass Filter

P/N 2450HP14A100

Detail Specification: 08/07/06

Page 2 of 2

Typical Electrical Performance (T=25°C)



Johanson Technology, Inc. reserves the right to make design changes without notice.

All sales are subject to Johanson Technology, Inc. terms and conditions.



www.johansontechnology.com

931 Via Alondra • Camarillo, CA 93012 • TEL 805.389.1166 FAX 805.389.1821

2003 Johanson Technology, Inc. All Rights Reserved