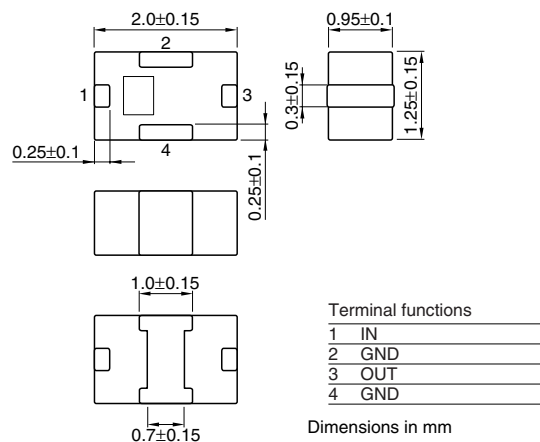


# Multilayer Chip Band Pass Filters For 5.0GHz Digital Cordless

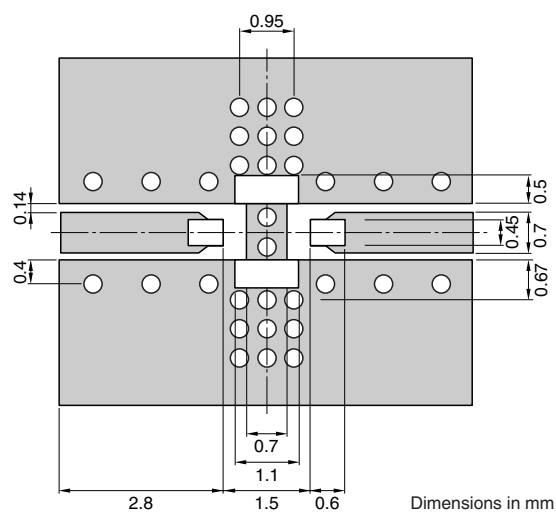
Conformity to RoHS Directive

DEA Series DEA205787BT-2048C1

## SHAPES AND DIMENSIONS



## RECOMMENDED PC BOARD PATTERNS



■ Solder resist □ Land

Line width be designed to match  $50\Omega$  characteristic impedance depending on PCB material and thickness

- Conformity to RoHS Directive: This means that, in conformity with EU Directive 2002/95/EC, lead, cadmium, mercury, hexavalent chromium, and specific bromine-based flame retardants, PBB and PBDE, have not been used, except for exempted applications.

- All specifications are subject to change without notice.

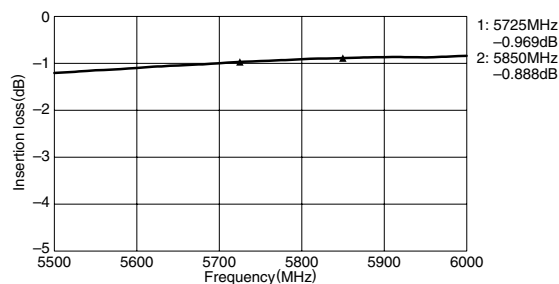
## ELECTRICAL CHARACTERISTICS

Item			Minimum value	Typical value	Maximum value
Center frequency	[5787.5MHz]				
Insertion loss	[5725 to 5850MHz]	(dB)	—	—	1.5
VSWR	[5725 to 5850MHz]		—	—	2.0
Attenuation	[1908 to 1950MHz]	(dB)	45	—	—
	[3816 to 3900MHz]	(dB)	45	—	—
	[11450 to 11700MHz]	(dB)	25	—	—
Ripple	[5725 to 5850MHz]	(dB)	—	—	0.6
Temperature range	Operating	(°C)	-40	—	+85
	Storage	(°C)	-40	—	+85

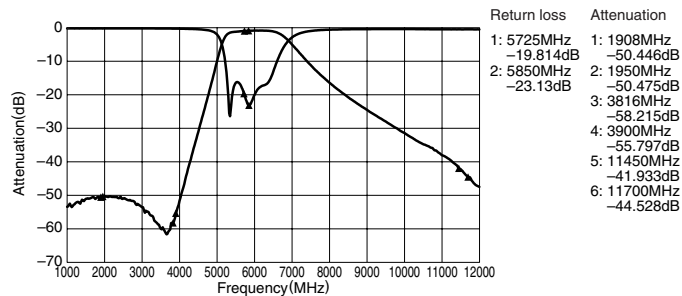
• Ta:+25°C

## FREQUENCY CHARACTERISTICS

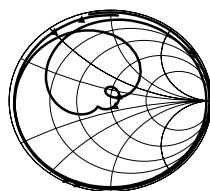
### INSERTION LOSS



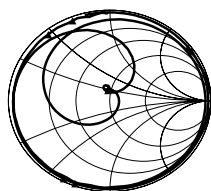
### ATTENUATION



## SMITH CHARTS



S11



S22

• All specifications are subject to change without notice.