

"High Frequency Ceramic Solutions"

2.6 GHz Band Pass Filter

P/N 2593BP44B186

Detail Specification: 02/06/06

Page 1 of 2

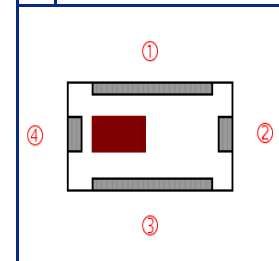
General Specifications

Part Number	2593BP44B186	
Frequency (MHz)	2500 - 2686	
Insertion Loss	2.0 dB max.	
Return Loss	9.5 dB min.	
Attenuation (min.)	1870 ~ 2056 MHz	40 dB

Input Power	500 mW max.
Impedance	50 Ω
Operating Temperature	-40 to +85°C
Storage Temperature	-40 to +85°C
Reel Quantity	2,000

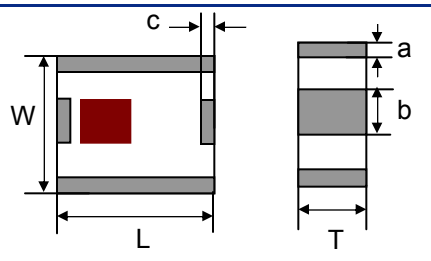
Terminal Configuration

No.	Function
1	GND
2	OUT
3	GND
4	IN



Mechanical Dimensions

	In	mm
L	0.177 ± 0.006	4.50 ± 0.15
W	0.126 ± 0.004	3.20 ± 0.10
T	0.059 ± 0.004	1.50 ± 0.10
a	0.016 ± 0.008	0.40 ± 0.20
b	0.031 ± 0.008	0.80 ± 0.20
c	0.012 ± 0.006	0.30 ± 0.15

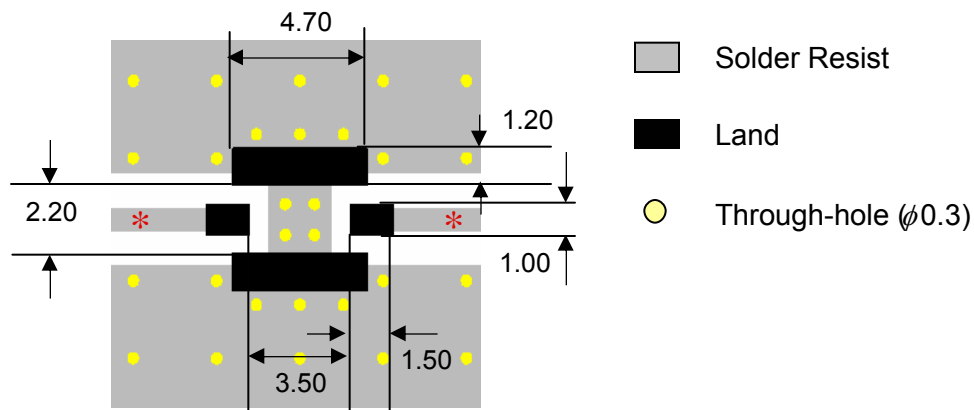


Mounting Considerations

Mount these devices with brown mark facing up.

* Line width should be designed to provide 50Ω impedance matching characteristics.

Units: mm



Johanson Technology, Inc. reserves the right to make design changes without notice.

All sales are subject to Johanson Technology, Inc. terms and conditions.



www.johansontechnology.com

931 Via Alondra • Camarillo, CA 93012 • TEL 805.389.1166 FAX 805.389.1821

2003 Johanson Technology, Inc. All Rights Reserved

"High Frequency Ceramic Solutions"

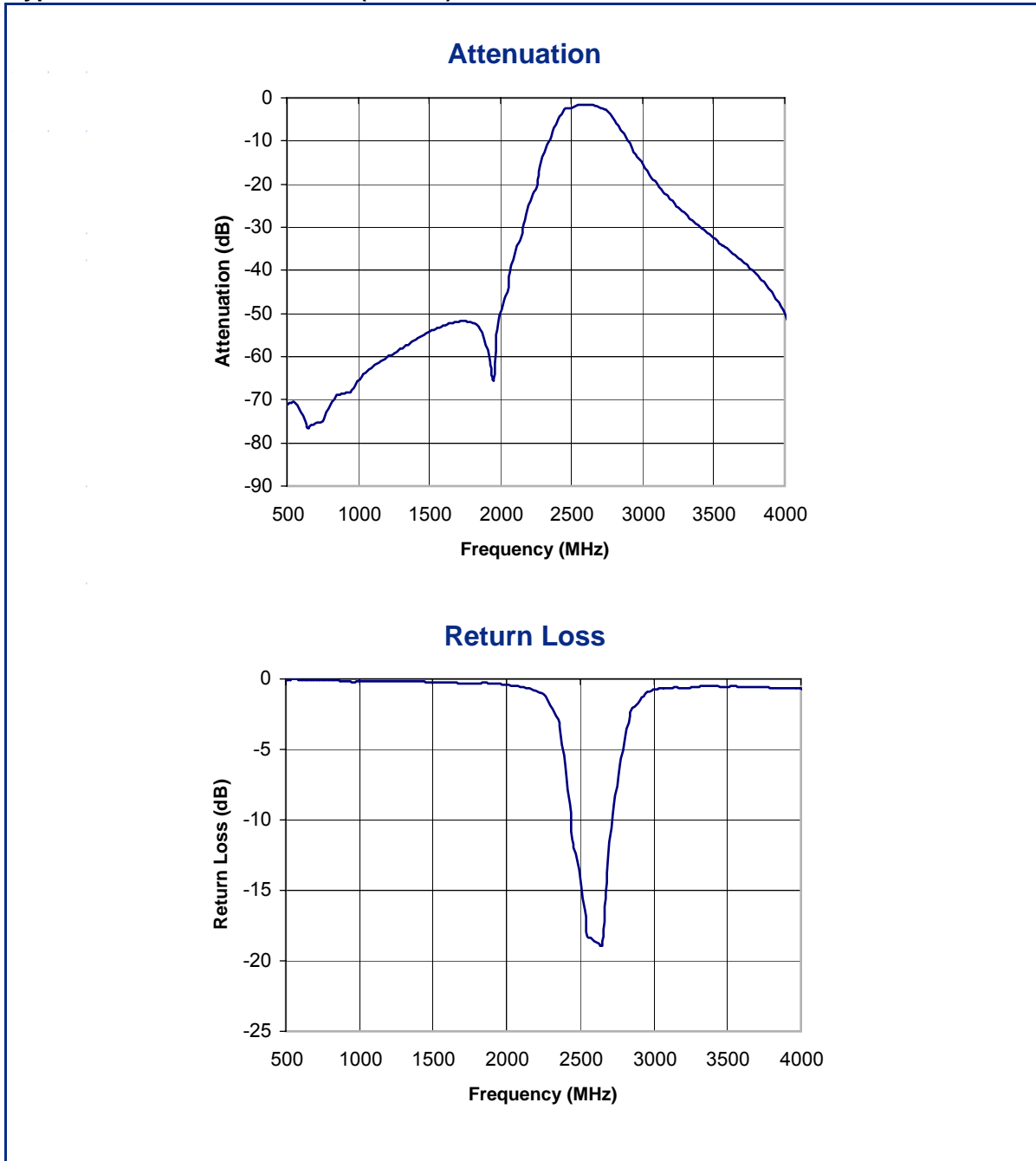
2.6 GHz Band Pass Filter

P/N 2593BP44B186

Detail Specification: 02/06/06

Page 2 of 2

Typical Electrical Performance (T=25°C)



Johanson Technology, Inc. reserves the right to make design changes without notice.

All sales are subject to Johanson Technology, Inc. terms and conditions.



www.johansontechnology.com

931 Via Alondra • Camarillo, CA 93012 • TEL 805.389.1166 FAX 805.389.1821

2003 Johanson Technology, Inc. All Rights Reserved