

PRELIMINARY

4.0 GHz Band Pass Filter

P/N 4000BP15U1800

Detail Specification: 04/21/05

Page 1 of 2

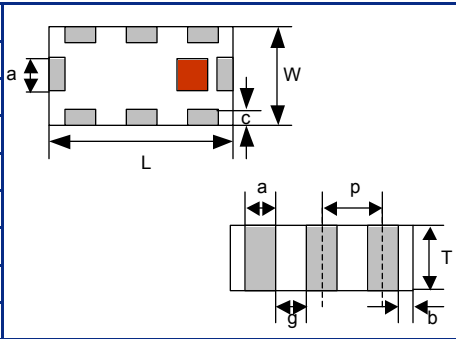
General Specifications

Part Number	4000BP15U1800	
Frequency (MHz)	3100 - 4900	
Insertion Loss	2.3 dB max.	
Return Loss	8.5 dB min.	
Attenuation (min.)	0.8 - 2.0 Ghz	25 dB
Attenuation (min.)	6.2 Ghz	7 dB

Input Power	500 mW max.
Impedance	50 Ω
Operating Temperature	-40 to +85°C
Storage Temperature	-40 to +85°C
Reel Quantity	4,000

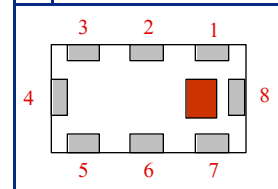
Mechanical Dimensions

	In	mm
L	0.079 ± 0.004	2.00 ± 0.10
W	0.049 ± 0.004	1.25 ± 0.10
T	0.028 ± 0.004	0.70 ± 0.10
a	0.012 ± 0.004	0.30 ± 0.10
b	0.008 ± 0.004	0.20 ± 0.10
c	0.012 +.004/-0.006	0.30 +0.1/-0.2
g	0.014 ± 0.004	0.35 ± 0.10
p	0.026 ± 0.002	0.65 ± 0.05



Terminal Configuration

No.	Function
1	In/Out
2	GND
3	In/Out
4	GND
5	GND
6	GND
7	GND
8	GND

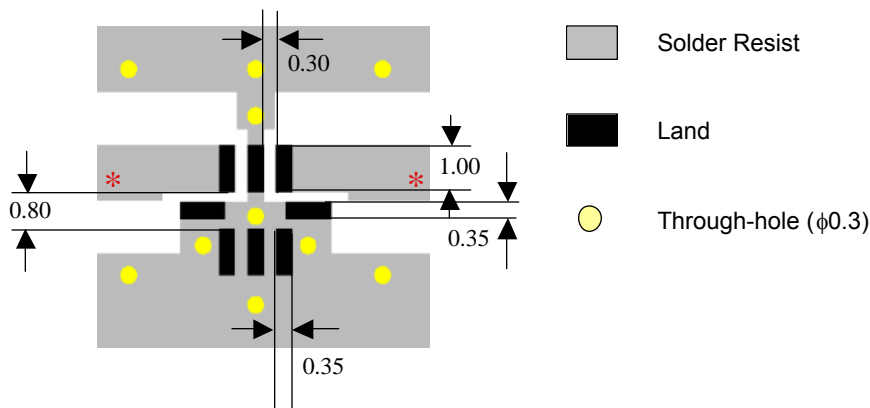


Mounting Considerations

Mount these devices with brown mark facing up.

* Line width should be designed to provide 50Ω impedance matching characteristics.

Units: mm



Johanson Technology, Inc. reserves the right to make design changes without notice.

All sales are subject to Johanson Technology, Inc. terms and conditions.



www.johansontechnology.com

931 Via Alondra • Camarillo, CA 93012 • TEL 805.389.1166 FAX 805.389.1821

2003 Johanson Technology, Inc. All Rights Reserved

PRELIMINARY

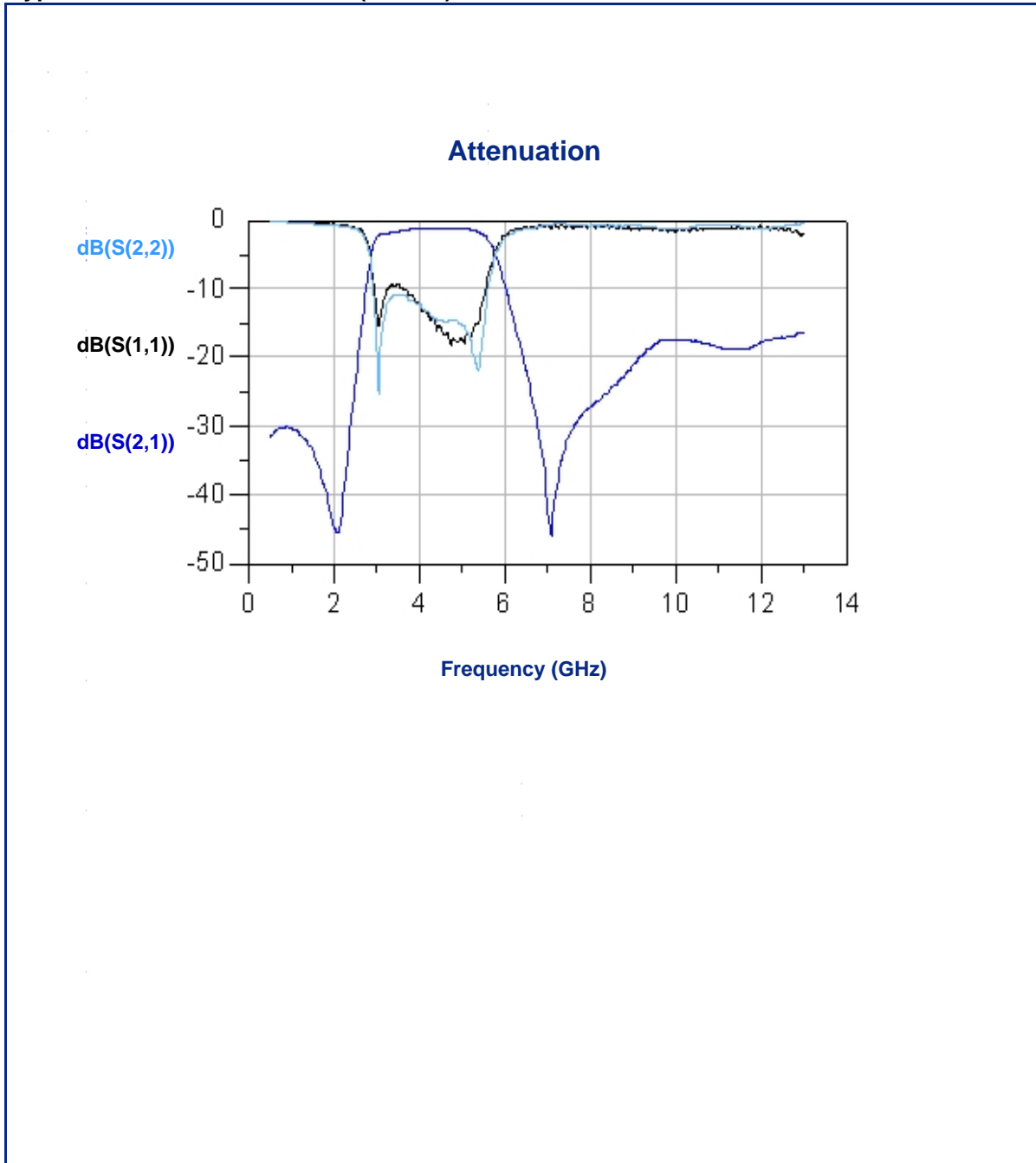
4.0 GHz Band Pass Filter

P/N 4000BP15U1800

Detail Specification: 04/21/05

Page 2 of 2

Typical Electrical Performance (T=25°C)



Johanson Technology, Inc. reserves the right to make design changes without notice.

All sales are subject to Johanson Technology, Inc. terms and conditions.



www.johansontechnology.com

931 Via Alondra • Camarillo, CA 93012 • TEL 805.389.1166 FAX 805.389.1821

2003 Johanson Technology, Inc. All Rights Reserved