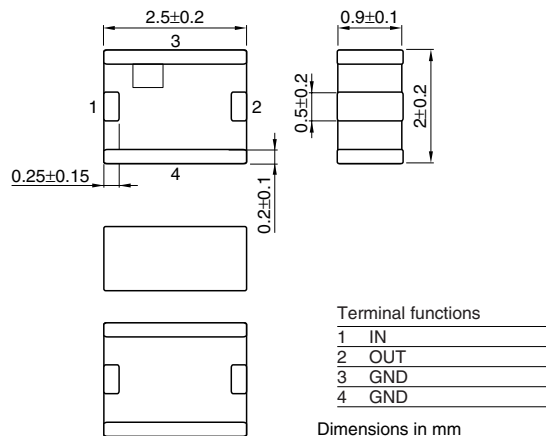


# Multilayer Chip Band Pass Filters For Bluetooth & 2.4GHz W-LAN

Conformity to RoHS Directive

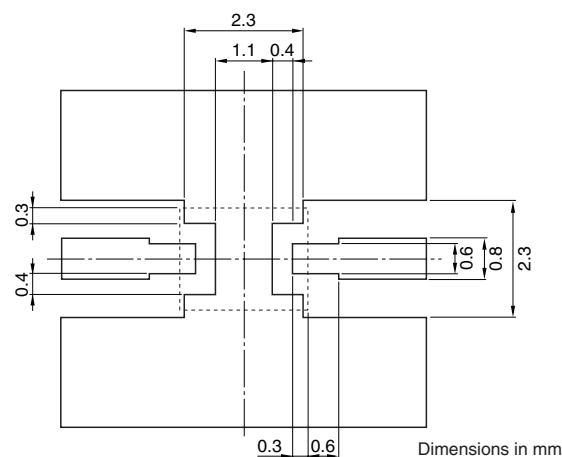
DEA Series DEA252450BT-2024C2

## SHAPES AND DIMENSIONS



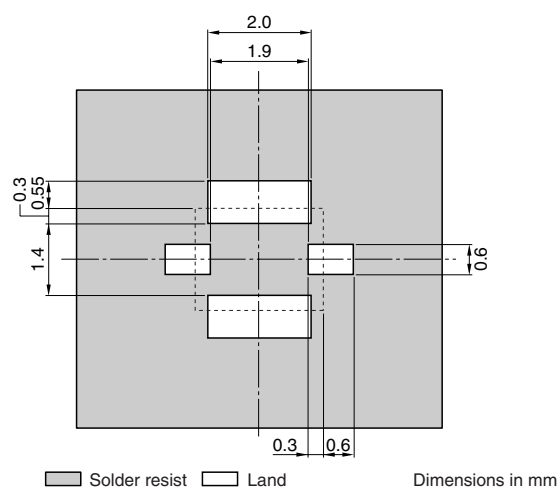
## RECOMMENDED PC BOARD PATTERNS

### LAND



Line width be designed to match 50Ω characteristic impedance depending on PCB material and thickness

### SOLDER RESIST



## ELECTRICAL CHARACTERISTICS

Item			Minimum value	Typical value	Maximum value
Insertion loss	[2400 to 2800MHz]	(dB)	—	—	3.0
Return loss	[2400 to 2800MHz]	(dB)	10.0	—	—
Attenuation	[880 to 960MHz]	(dB)	50.0	—	—
	[1565 to 1585MHz]	(dB)	50.0	—	—
	[1710 to 1880MHz]	(dB)	48.0	—	—
	[1930 to 1990MHz]	(dB)	48.0	—	—
	[2110 to 2170MHz]	(dB)	22.0	—	—
Temperature range	Operating	(°C)	-40	—	+85
	Storage	(°C)	-40	—	+85

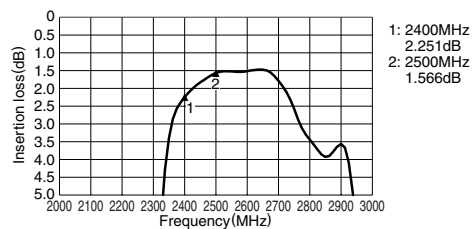
• Ta:+25°C

• Conformity to RoHS Directive: This means that, in conformity with EU Directive 2002/95/EC, lead, cadmium, mercury, hexavalent chromium, and specific bromine-based flame retardants, PBB and PBDE, have not been used, except for exempted applications.

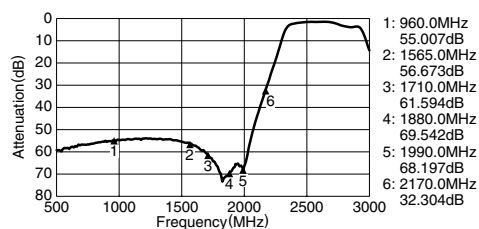
• All specifications are subject to change without notice.

### FREQUENCY CHARACTERISTICS

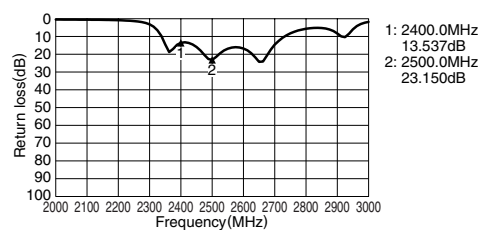
#### INSERTION LOSS



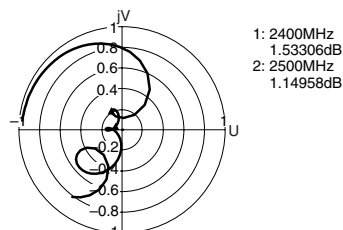
#### ATTENUATION



#### RETURN LOSS



#### VSWR



• All specifications are subject to change without notice.