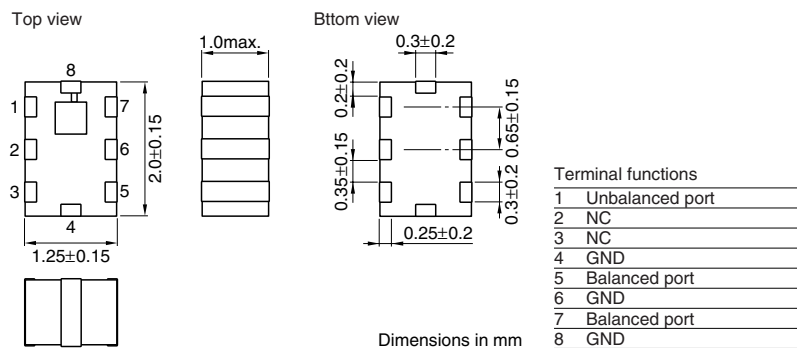


Multilayer Chip Band Pass Filters(Balance Output Type) For Bluetooth & 2.4GHz W-LAN

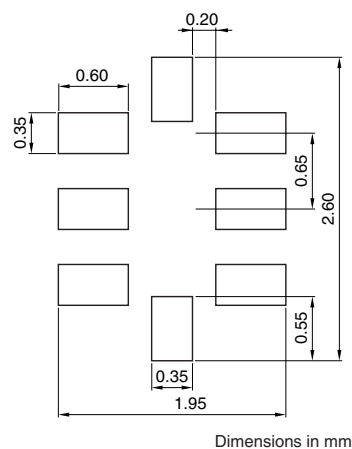
Conformity to RoHS Directive

DEA Series DEA202450BT-7089C3

SHAPES AND DIMENSIONS



RECOMMENDED PC BOARD PATTERNS



ELECTRICAL CHARACTERISTICS

Item		Typical value
Frequency range(Pass band)	2400 to 2500MHz	
Insertion loss	[+25°C]	3.4dB max.
	[-40 to +85°C]	3.7dB max.
Single ended port characteristic impedance	50Ω (Nominal)	—
Balanced port differential characteristics impedance	55+j50Ω (Nominal)	—
Attenuation	[10 to 915MHz]	40dB min.
	[925 to 960MHz]	39dB min.
	[1570 to 1580MHz]	30dB min.
	[1710 to 1785MHz]	39dB min.
	[1805 to 1880MHz]	25dB min.
	[1850 to 1910MHz]	38dB min.
	[1930 to 1990MHz]	33dB min.
	[2112 to 2168MHz]	20dB min.
	[4800 to 5000MHz]	26dB min.
[7200 to 7500MHz]	26dB min.	
Single ended return loss	[2400 to 2500MHz]	8.5dB min.
Balanced return loss	[2400 to 2500MHz]	8.5dB min.
Phase difference at balanced port	[2400 to 2500MHz]	180±10deg.
Amplitude imbalance at balanced port	[2400 to 2500MHz]	0±2.0dB
Temperature range	Operating	-40 to +85°C
	Storage	-40 to +85°C

• Ta:+25°C

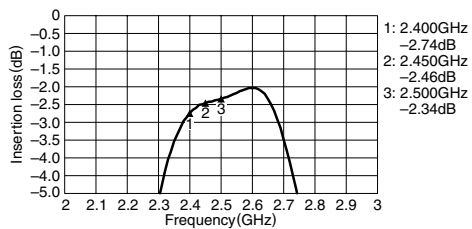
• Conformity to RoHS Directive: This means that, in conformity with EU Directive 2002/95/EC, lead, cadmium, mercury, hexavalent chromium, and specific bromine-based flame retardants, PBB and PBDE, have not been used, except for exempted applications.

• All specifications are subject to change without notice.

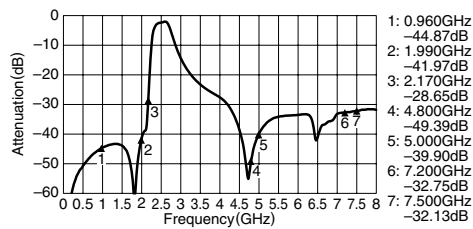
FREQUENCY CHARACTERISTICS

Unbalance 50Ω/Balance 55+j50Ω

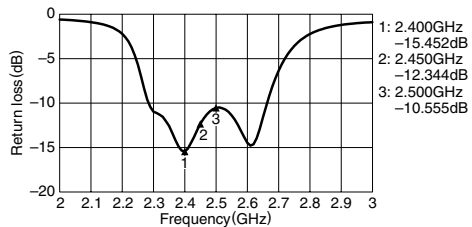
SDS21 INSERTION LOSS



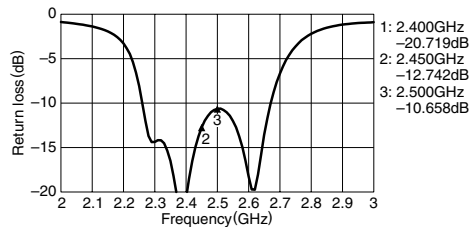
SDS21 ATTENUATION



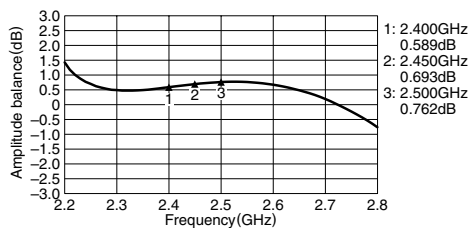
S11 UNBALANCE RETURN LOSS



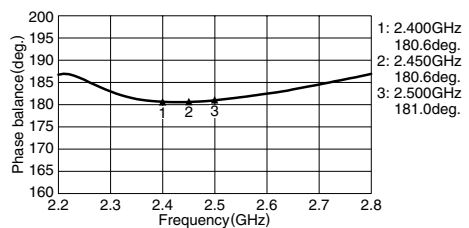
SDD22 BALANCE RETURN LOSS



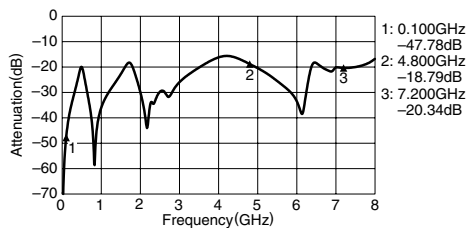
AMPLITUDE BALANCE



PHASE BALANCE

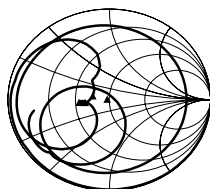


SCS21 CMRR

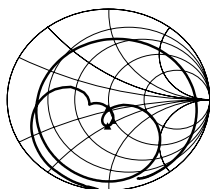


SMITH CHARTS

S11



SDD22



• All specifications are subject to change without notice.