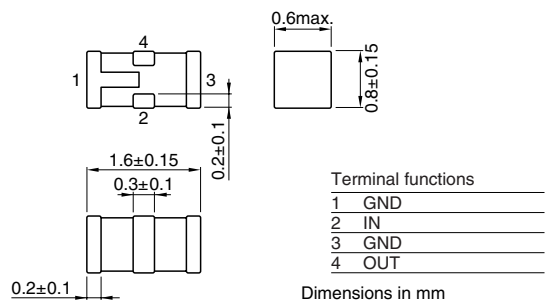


Multilayer Chip Band Pass Filters For Bluetooth & 2.4GHz W-LAN

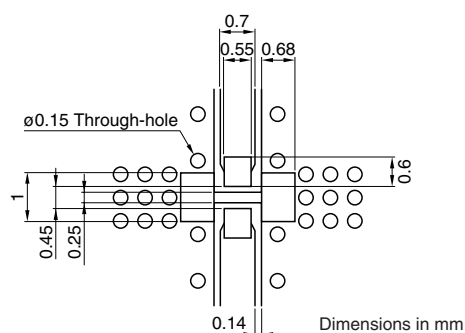
Conformity to RoHS Directive

DEA Series DEA162450BT-1247B1

SHAPES AND DIMENSIONS



RECOMMENDED PC BOARD PATTERNS



Line width be designed to mach 50Ω characteristic impedance depending on PCB material and thickness

ELECTRICAL CHARACTERISTICS

Item		Minimum value	Typical value	Maximum value
Insertion loss	[2400 to 2500MHz]	—	—	2.0
	[2400 to 2500MHz]	10	—	—
Return loss	[824 to 915MHz]	25	—	—
	[1710 to 1910MHz]	20	—	—
Attenuation	[4800 to 5000MHz]	20	—	—
	[7200 to 7500MHz]	30	—	—
Temperature range	Operating	(°C)	−40	+85
	Storage	(°C)	−40	+85

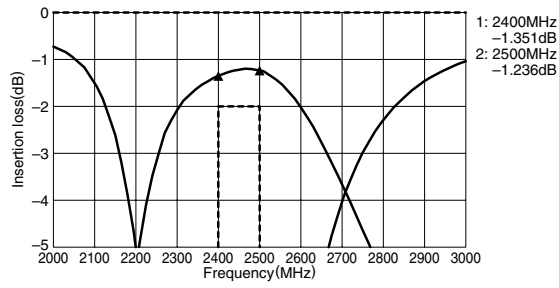
• Ta:+25°C

• Conformity to RoHS Directive: This means that, in conformity with EU Directive 2002/95/EC, lead, cadmium, mercury, hexavalent chromium, and specific bromine-based flame retardants, PBB and PBDE, have not been used, except for exempted applications.

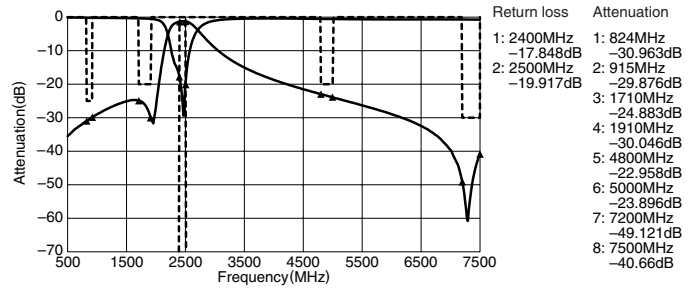
• All specifications are subject to change without notice.

FREQUENCY CHARACTERISTICS

INSERTION LOSS



ATTENUATION



• All specifications are subject to change without notice.