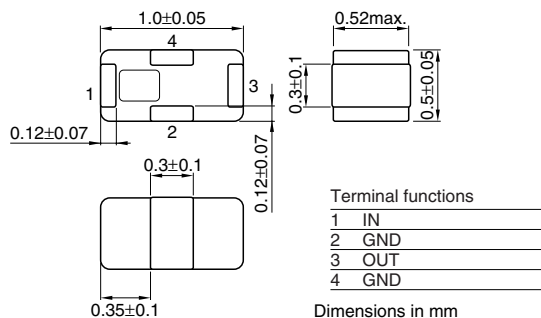


# Multilayer Chip Phase Shifters(Delay Lines) For DCS/PCS

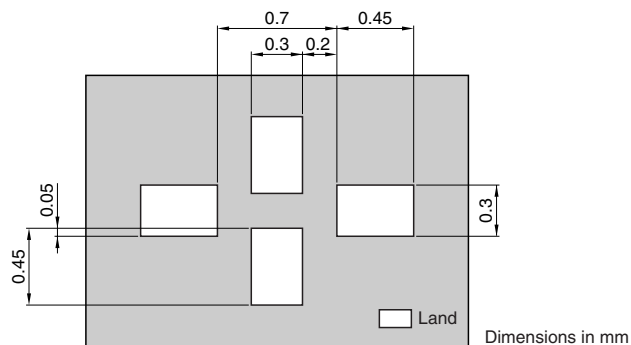
Conformity to RoHS Directive

DEA Series DEA101910DT-6004A1

## SHAPES AND DIMENSIONS



## RECOMMENDED PC BOARD PATTERNS



## ELECTRICAL CHARACTERISTICS

Insertion loss	[1710 to 1910MHz]	0.4dB min.
Phase shift	[1710 to 1910MHz]	-30±10deg.
VSWR	[1710 to 1910MHz]	1.5dB max.
Temperature range	Operating	-40 to +80°C
	Storage	-40 to +85°C

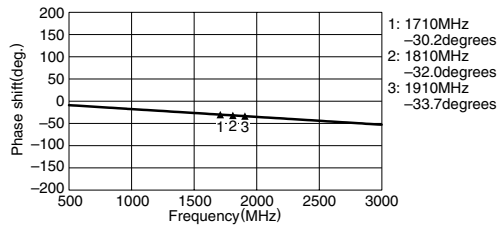
• Ta=25±5°C

• Conformity to RoHS Directive: This means that, in conformity with EU Directive 2002/95/EC, lead, cadmium, mercury, hexavalent chromium, and specific bromine-based flame retardants, PBB and PBDE, have not been used, except for exempted applications.

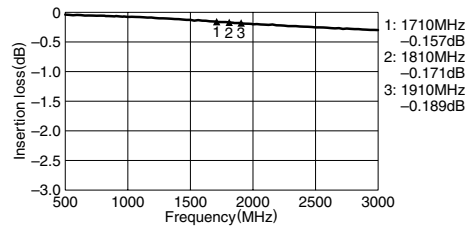
• All specifications are subject to change without notice.

### FREQUENCY CHARACTERISTICS

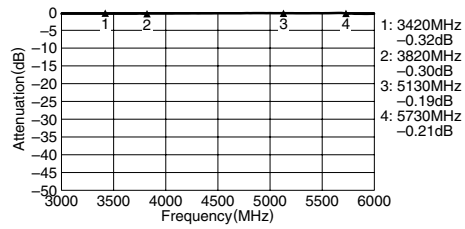
#### PHASE SHIFT



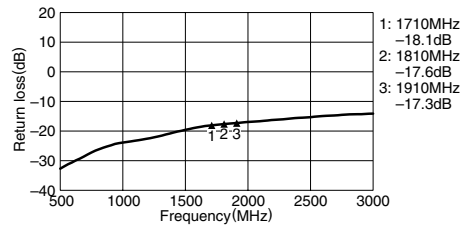
#### INSERTION LOSS



#### ATTENUATION



#### RETURN LOSS



#### VSWR

