

IEC Appliance Inlet C14 with Filter, Fuseholder 1- or 2-pole, Line Switch 2-pole

Plug removal necessary for fuse replacement



KMF: With shield and line filter

**Description**

- Panel Mount:
Snap-in version from front side
- 4 Functions:
Appliance Inlet Protection class I, Line Switch 2-pole, Fuseholder for fuse-links 5 x 20 mm 1- or 2-pole, Line filter in standard and medical version
- Quick connect terminals 4.8 x 0.8 mm

Approvals

- VDE Certificate Number: 126123
- UL File Number: E72928

Characteristics

- Ultra-compact design. Small dimensions in front of and behind the panel
- All single elements are already wired
- For added safety "Extra-Safe" fuse drawers are available
Fuse drawer meets requirements of medical standard IEC/EN 60601-1
The fuse drawer can only be opened with the aid of a tool
The fuseholder is accessible from the equipment front
- Innovative EMC-shielding with flexible steel segments for an excellent contact
- Qualified for use in equipment according IEC/EN 60950

Other versions on request

- Fuse drawer 1-pole, plus spare fuse case
- Fuse drawer 2-pole, with shorting bar
- Other rocker marking

ReferencesAlternative: version without line filter [KM](#)Alternative: version for screw mounting [DD12](#)**Weblinks**

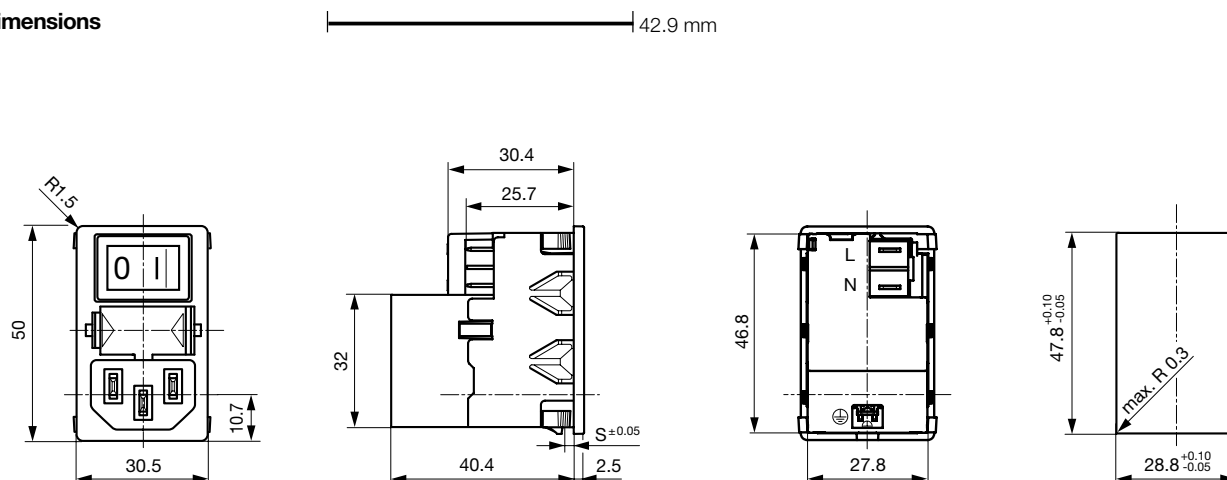
[General Product Information](#), [Approvals](#), [RoHS](#), [CHINA-RoHS](#), [Mating Connectors](#), [e-Store](#), [SCHURTER-Stock-Check](#), [Distributor-Stock-Check](#), [Accessories](#), [Wire Harness](#)

Technical Data

Ratings IEC	1 - 10A @ Ta 40 °C / 250VAC; 50 Hz
Ratings UL/CSA	1 - 10A @ Ta 40 °C / 125 VAC; 60 Hz
Leakage Current	standard < 0.5 mA (250 V / 60 Hz) medical < 5 µA (250 V / 60 Hz)
Dielectric Strength	> 1.7 kVDC between L-N > 2.7 kVDC between L/N-PE Test voltage (2 sec)
Allowable Operation Temp.	-25 °C to 85 °C
Climatic Category	25/085/21 acc. to IEC 60068-1
Degree of Protection	from front side IP 40 acc. to IEC 60529
Protection Class	Suitable for appliances with protection class 1 acc. to IEC 61140
Terminal	Quick connect terminals 4.8 x 0.8 mm
Panel Thickness s	Snap-in: 1/1.5/2/2.5 mm (all steps with one variant)
Material: Housing	Thermoplastic, black, UL 94V-0

Appliance-Inlet/-Outlet	C14 acc. to IEC/EN 60320-1, UL 498, CSA C22.2 no. 42 (for cold conditions) pin-temperature 70 °C, 10A, Protection Class 1
Fuseholder	1 or 2 pole, Shocksafe category PC2 acc. to IEC 60127-6, for fuse-links 5 x 20 mm
Rated Power Acceptance @ Ta 23 °C	5 x 20: 2W (1 pole)/ 1.4W (2-pole) per pole
Power Acceptance @ Ta > 23 °C	Admissible power acceptance at higher ambient temperature see derating curves
Line Switch	Rocker switch 2-pole, non-illuminated, acc. to IEC 61058-1 Technical details
Line Filter	Standard and Medical Version, IEC 60939, IEC 60601-1, UL 1283, UL 544, EN 133 200, CSA C22.2 no. 8 Technical details
MTBF	> 1'800'000h acc. to MIL-HB-217 F

Dimensions



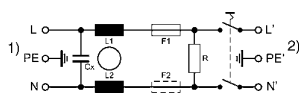
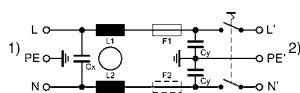
Technical Data of Filter-Components

Rated Current [A]	Filter-Type	Inductances L [mH]	Capacitance CX [nF]	Capacitance CY [nF]	R [MΩ]
1	Standard Version	2 x 11	47	2.2	-
2	Standard Version	2 x 4	47	2.2	-
4	Standard Version	2 x 1.6	47	2.2	-
6	Standard Version	2 x 0.7	47	2.2	-
10	Standard Version	2 x 0.4	47	2.2	-
1	Medical Version (M5)	2 x 11	47	-	1
2	Medical Version (M5)	2 x 4	47	-	1
4	Medical Version (M5)	2 x 1.6	47	-	1
6	Medical Version (M5)	2 x 0.7	47	-	1
10	Medical Version (M5)	2 x 0.4	47	-	1

Diagrams

Standard version

Medical version

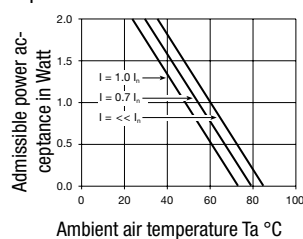


1) Line
2) Load

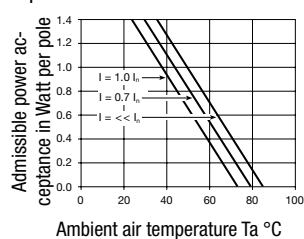
1) Line
2) Load

Derating Curves

1-pole



2-pole

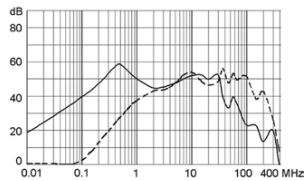


Attenuation Loss

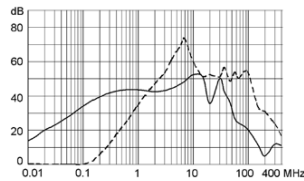
..... 0.1/100Ω differential mode 100/0.1Ω differential mode - - - differential mode ____ common mode

Standard version

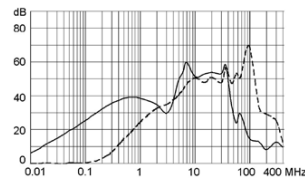
1 A



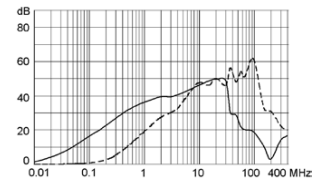
2 A



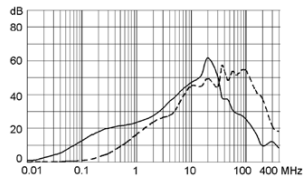
4 A



6 A

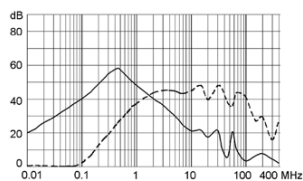


10 A

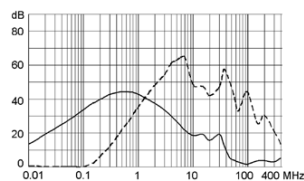


Medical version (M5)

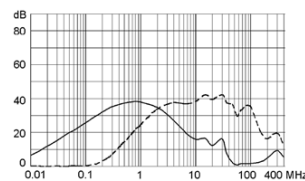
1 A



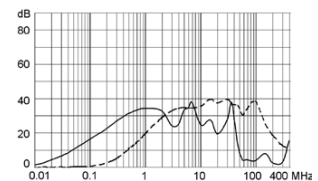
2 A



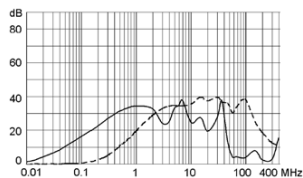
4 A



6 A



10 A

**Variants**

Fuse drawer must be ordered separately (see accessories).

Rated Current [A]	Filter-Type	Fuseholder	Line Switch	Order Number
1	Standard Version	1-pole	2-pole	KMF1.1211.11
2	Standard Version	1-pole	2-pole	KMF1.1221.11
4	Standard Version	1-pole	2-pole	KMF1.1241.11
6	Standard Version	1-pole	2-pole	KMF1.1261.11
10	Standard Version	1-pole	2-pole	KMF1.1291.11
1	Standard Version	2-pole	2-pole	KMF1.1111.11
2	Standard Version	2-pole	2-pole	KMF1.1121.11
4	Standard Version	2-pole	2-pole	KMF1.1141.11
6	Standard Version	2-pole	2-pole	KMF1.1161.11
10	Standard Version	2-pole	2-pole	KMF1.1191.11
1	Medical Version (M5)	1-pole	2-pole	KMF1.1213.11
2	Medical Version (M5)	1-pole	2-pole	KMF1.1223.11
4	Medical Version (M5)	1-pole	2-pole	KMF1.1243.11
6	Medical Version (M5)	1-pole	2-pole	KMF1.1263.11
10	Medical Version (M5)	1-pole	2-pole	KMF1.1293.11
1	Medical Version (M5)	2-pole	2-pole	KMF1.1113.11

Rated Current [A]	Filter-Type	Fuseholder	Line Switch	Order Number
2	Medical Version (M5)	2-pole	2-pole	KMF1.1123.11
4	Medical Version (M5)	2-pole	2-pole	KMF1.1143.11
6	Medical Version (M5)	2-pole	2-pole	KMF1.1163.11
10	Medical Version (M5)	2-pole	2-pole	KMF1.1193.11

Packaging unit 20 Pcs

Required Accessory

Description

Fusedrawer 2


Fusedrawer with and without Voltage Selector Insert



Fingergrip, 2-pole	4301.1401
Extra-Safe, 2-pole	4301.1403
Fingergrip, 1-pole	4301.1405
Extra-Safe, 1-pole	4301.1407

...

Accessories



Assorted Covers Rear Cover

0859.0076



Wire Harness

Wire harness for SCHURTER products



Cord retaining kits

Cord retaining strain relief

Flat head, A	4700.0001
--------------	-----------

Mating Outlets/Connectors

Category / Description

Appliance Outlet Overview complete



IEC Appliance Outlet F, Screw-on Mounting, Front Side, Solder Terminal	4787
IEC Appliance Outlet F, Snap-in Mounting, Front Side, Solder or Quick-connect Terminal	4788
IEC Appliance Outlet F or H, Screw-on Mounting, Front Side, Solder, PCB or Quick-connect Terminal	5091
IEC Appliance Outlet F or H, Screw-on Mounting, Front Side, Solder or Quick-connect Terminal	5092

Appliance Outlet further types to KMF



ConnectorOverview complete

IEC Connector C15, Rewireable, Straight	0101
IEC Connector C15A, Rewireable, Straight	0102
IEC Connector C15A, Rewireable, Straight	0102-G
IEC Connector C15A, Rewireable, Angled	0112
IEC Connector C13, Rewireable, Angled	4012

[Connectorfurther types toKMF](#)

...



Power CordOverview complete

Power Cord with IEC Connector C13, Angled	0311
Power Cord with IEC Connector C13, Angled	3011
Power Cord with IEC Connector C13, Angled	3012
Power Cord with IEC Connector C13, Angled	3013
Power Cord with IEC Connector C13	3020

[Power Cordfurther types toKMF](#)

...