

| | | |
|----------------------------|---------|---------|
| CUSTOMER DRAWING | | |
| CATALOG # 15SRBX8-Q | | |
| ECN # | APPRVD. | DATE |
| 08-010107 | ELC | 08MAY08 |

SAFETY ORGANIZATIONS

THIS FILTER IS A VERSION OF THE 15SRB8-Q, WHICH HAS BEEN FORMALLY RECOGNIZED, CERTIFIED OR APPROVED BY THE LISTED AGENCY. ALL TEST/REQUIREMENTS SPECIFIED IN THE LATEST REVISION OF THE FOLLOWING AGENCY STANDARDS HAVE BEEN MET:

- UL RECOGNIZED: UL 1283 (REF. 15SRB8-Q)
- CSA CERTIFIED: CSA 22.2, NO. 8 (REF. 15SRB8-Q)
- VDE APPROVED: EN 60939-2 (REF. 15SRB8-Q)

OPERATING SPECIFICATIONS

LINE CURRENT/VOLTAGE: 15 AMP, 120/250 VAC,
10 AMP/40°C, 250 VAC

LINE FREQUENCY: 50-60Hz

MAXIMUM LEAKAGE CURRENT,
EACH LINE TO GROUND:

- 2.1 μA @ 120V 60Hz
- 3.65 μA @ 250V 50Hz

OPERATING AMBIENT TEMP. RANGE: -10°C TO +40°C @ RATED CURRENT, I_r.

IN AN AMBIENT, T₀, HIGHER THAN 40°C, THE MAXIMUM OPERATING CURRENT, I₀, IS AS FOLLOWS:

$$I_0 = I_r \sqrt{\frac{100 - T_0}{60}}$$

RELIABILITY SPECIFICATIONS:

STORAGE TEMPERATURE: -40°C TO +85°C
HUMIDITY: 21 DAYS @ 40°C 95% RH.
CURRENT OVERLOAD TEST: 6 TIMES I_r FOR 8 SECONDS

TEST SPECIFICATIONS:

INDUCTANCE: 0 mH NOMINAL
CAPACITANCE: (MEASURED @ 1KHz, 0.250VAC MAX., 25°C±1°C)

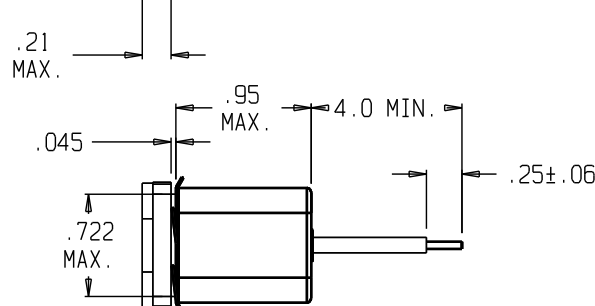
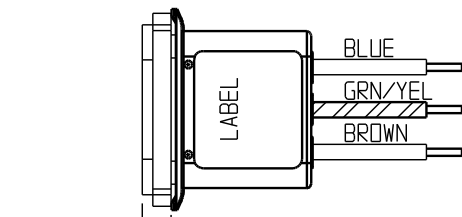
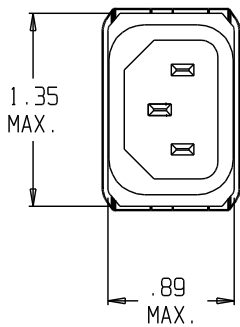
- LINE TO GROUND: 33 pF ±20%
- LINE TO LINE: 0.0 pF
- DISCHARGE RESISTOR: NONE
- L/G AND L/L I.R.:
- NO DISCHARGE RESISTOR: 6000MΩ (MIN.) @ 100VDC, 20°C AND 50% RH

RECOMMENDED RECEIVING INSPECTION HIPOT:

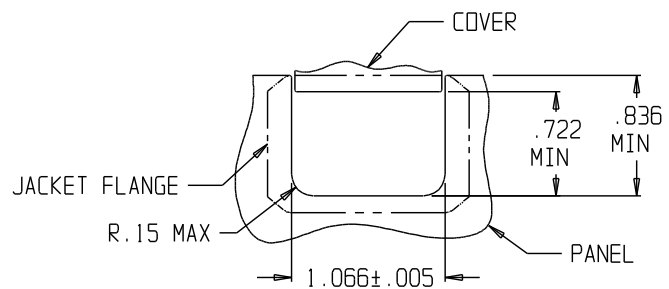
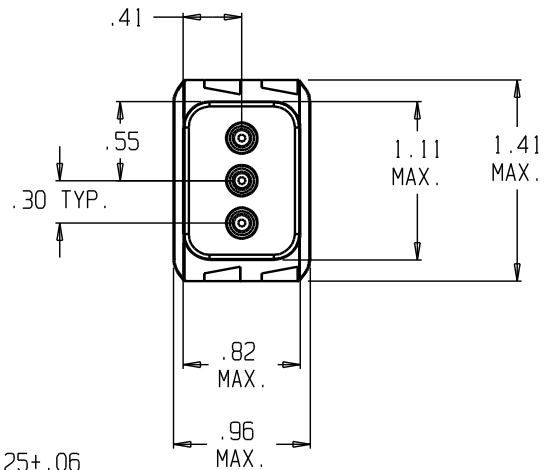
LINE TO GROUND: 1500 VAC FOR 1 MINUTE
LINE TO LINE: 1450 VDC FOR 1 MINUTE

FILTER APPROVAL:

THE BEST WAY TO SELECT AND QUALIFY A FILTER IS FOR YOUR ENGINEERING TO TEST THE UNIT IN YOUR EQUIPMENT.

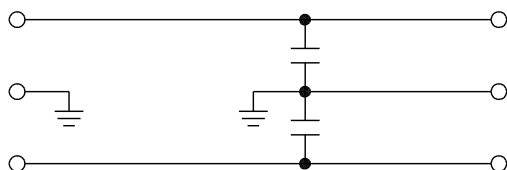


ENGAGE PANEL EDGE HERE



ACCEPTABLE PANEL THICKNESS: .039±.005

PANEL CUTOUT



50Ω - 50Ω (MINIMUM) INSERTION LOSS

| FREQUENCY MHz | 1 | 5 | 10 | 50 | 200 | 300 | | | | | |
|---------------|---|---|----|----|-----|-----|---|---|---|---|---|
| COMMON dB | / | / | / | / | 18 | 20 | / | / | / | / | / |
| DIFF. dB | / | / | / | / | / | / | / | / | / | / | / |

THIRD ANGLE PROJECTION

UNLESS OTHERWISE SPECIFIED, TOLERANCE TO BE ±.025

MATERIAL & FINISH: AS SUPPLIED

THIS INFORMATION IS CONFIDENTIAL AND PROPRIETARY TO TYCO ELECTRONICS CORPORATION AND ITS WORLDWIDE SUBSIDIARIES AND AFFILIATES. IT MAY NOT BE DISCLOSED TO ANYONE OTHER THAN TYCO ELECTRONICS PERSONNEL, WITHOUT WRITTEN AUTHORIZATION FROM TYCO ELECTRONICS CORPORATION, HARRISBURG, PENNSYLVANIA USA

Tyco Electronics
CORCON PRODUCTS, 620 S. BUTTERFIELD RD. MUNDELEIN IL 60060

POWER LINE FILTER

TYCO ELECTRONICS PART NO. 5-1609987-7

SCALE: NTS DATE: 11JAN08 CATALOG NO. 15SRBX8-Q REV. 2

DRW. BY: SD DRG: ELC