








10BASE-T THROUGH HOLE INTERFACE MODULES

For 802.3 10Base-T LAN Applications



-  Peak solder temperature rating per tables 5-2 in IPC/JEDEC J-STD-020
-  Meet or exceed IEEE 802.3 10Base-T specifications
-  For MAUs, hubs, and motherboard applications
-  High performance for maximum EMI suppression
-  Minimum 1500 Vrms isolation per IEEE 802.3 requirement
-  Compatible with multiple 10Base-T chips

Electrical Specifications @ 25 C Operating Temperature 0 C to 70 C

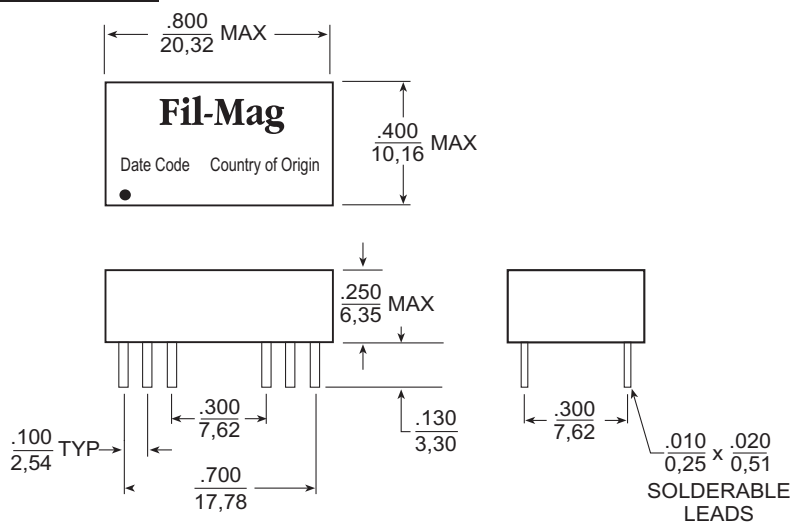
Part Number	Package Type (Pins)	Insertion Loss 1 to 10 MHz (dB MAX)	Attenuation (dB MIN)				Return Loss 1 to 10 MHz 100 Ω 15 Ω (dB MIN)	Crosstalk 1 to 30 MHz (dB MIN)	Common Mode Rejection (dB MIN)	
			30-50 MHz		50-100 MHz				50 MHz	100 MHz
			TX	RX	TX	RX				
78Z034CNL ^{1a}	DIL (16)	-1.0	-30	-15	-35	-20	-15	-30	-35	-30

1. MSL = Moisture Sensitivity Level a=1 b=2 c=3 d=4

Mechanical

Schematic

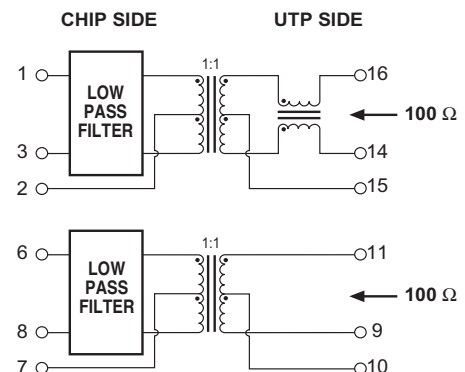
78Z034CNL



Dimensions: $\frac{\text{Inches}}{\text{mm}}$

Unless otherwise specified, all tolerances are $\frac{.010}{0,25}$

Weight25 gram s
Tube29/tube



10BASE-T THROUGH HOLE INTERFACE MODULES

For 802.3 10Base-T LAN Applications



Application Notes

Pulse's interface modules provide the complete analog solution for 10Base-T multiport applications in various packages. Each module includes low pass filters, isolation transformers, and may contain common mode chokes. The 78Z034CNL contains data and pre-equalization resistors on the transmit channel; and the receive channel is terminated with impedance matching resistors.

Electrical Functions Include:

- 1. Impedance Matching** - The low pass filters, in conjunction with selected resistor values, effectively match the impedance characteristics of the IC to those of the transmission line. Precision wound inductors help control passband impedances and lower return loss parameters. The proper cut-off frequency minimizes insertion loss and delay distortion while maximizing attenuation in the stopband.
- 2. EMI Suppression** - The filter module is designed to control signal harmonics and jitter, reflections, crosstalk interferences,

and common mode noise, which may contribute to radiated and conducted emissions. High impedance common mode chokes significantly minimize their effects.

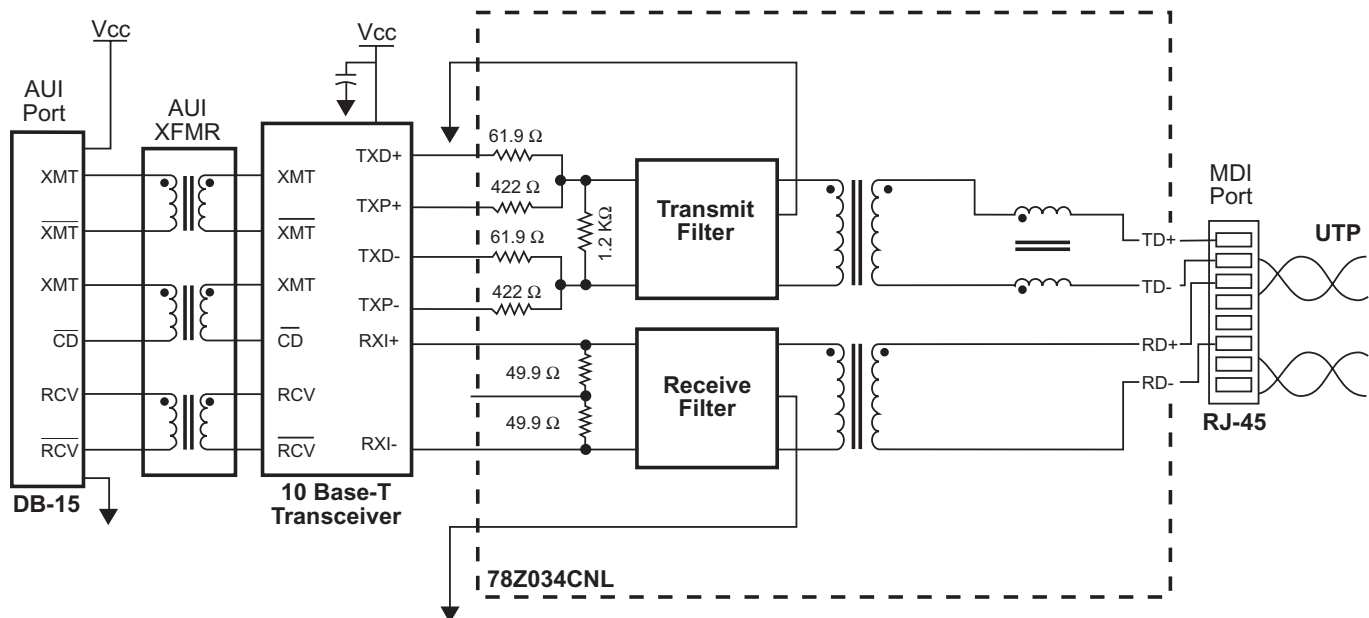
- 3. Equipment Isolation** - The transformer is designed to withstand 2000 Vrms, ensuring protection from static charge on the twisted pair line. Each module is fully tested to ensure compliance with IEEE 802.3 1993 standards.

In some applications, such as multiport repeaters, many channels are in close proximity. User compliance with FCC/CISPR22 Class B requirements can be achieved by applying rigorous design guidelines to suppress noise mechanisms. Attention to high frequency signal paths, good PCB grounding techniques, and component placements are critical.

A typical Network Interface Card Application is featured below.

Note: Modules are packaged in tubes.

Typical Application Circuit



For More Information:

Pulse Worldwide Headquarters

12220 World Trade Dr.
San Diego, CA 92128
U.S.A.

www.pulseeng.com
Tel: 858 674 8100
Fax: 858 674 8262

Pulse Europe

Zeppelinstrasse 15
D-71083 Herrenberg
Germany

Tel: 49 7032 7806 0
Fax: 49 7032 7806 135

Pulse China Headquarters

B402, Shenzhen Academy of
Aerospace Technology Bldg.
10th Kejinan Rd.
High-Tech Zone
Nanshan District
Shenzhen, PR China 518057

Tel: 86 755 33966678
Fax: 86 755 33966700

Pulse North China

Room 2704/2705
Super Ocean Finance Ctr.
2067 Yan An Rd. West
Shanghai 200336
China

Tel: 86 21 62787060
Fax: 86 2162786973

Pulse South Asia

135 Joo Seng Rd.
#03-02
PM Industrial Bldg.
Singapore 368363

Tel: 65 6287 8998
Fax: 65 6287 8998

Pulse North Asia

3F, No. 198
Zhongyuan Rd.
Zhongli City
Taoyuan County 320
Taiwan R. O. C.

Tel: 886 3 4356768
Fax: 886 3 4356823 (Pulse)
Fax: 886 3 4356820 (FRE)

Performance warranty of products offered on this data sheet is limited to the parameters specified. Data is subject to change without notice. Other brand and product names mentioned herein may be trademarks or registered trademarks of their respective owners. © Copyright, 2010. Pulse Engineering, Inc. All rights reserved.