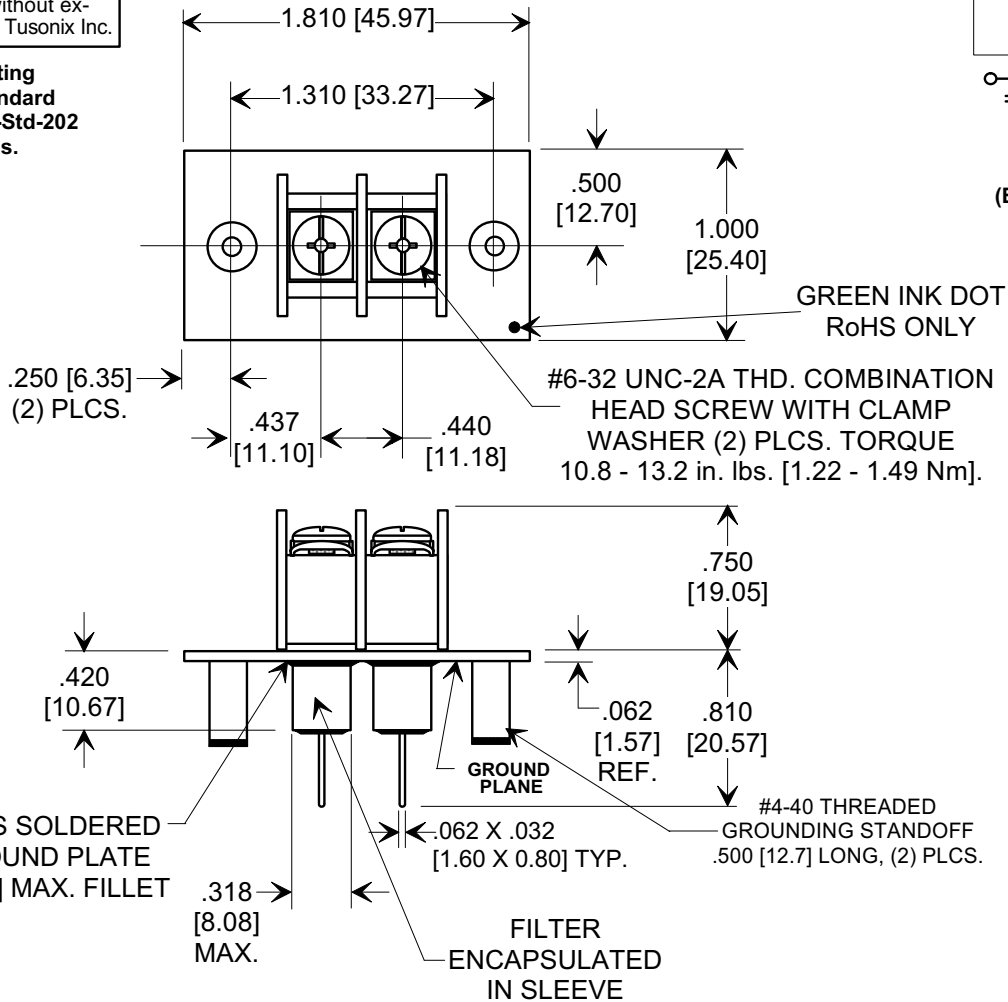
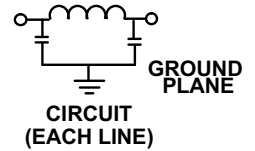
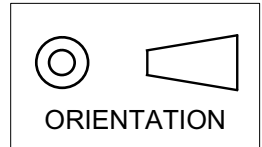


# MARKETING SALES DRAWING

**DIMENSIONS IN INCHES - DO NOT SCALE THIS DRAWING**  
**DIMENSIONS IN METRIC - [ ]**

This drawing is the property of Tusonix, Inc., and may not be used, reproduced, published or disclosed to others without expressed authorization by Tusonix Inc.

**Electrical Testing**  
 per Tusonix standard  
 test plans and Mil-Std-202  
 Test Methods.



**NOTES:**

1. TUSONIX STANDARD PART NUMBER: 7602-551N.  
 TUSONIX RoHS COMPLIANT PART NUMBER: 7602-551N LF.  
 CUSTOMER MUST SPECIFY STANDARD OR RoHS PART NUMBER WHEN ORDERING.
2. LEAD FINISH: MATTE TIN.
3. PLATE MATERIAL: COPPER ALLOY, MATTE TIN FINISH.
4. PART MARKING: PART NUMBER, DATE CODE AND UL RECOGNITION: WHITE INK. RoHS PART: GREEN INK DOT AS SHOWN.
5. MAX. SOLDERING TEMPERATURE 500°F (260°C).
6. GROUNDING STANDOFF MOUNTING TORQUE 3.0 - 3.8 in. lbs. [0.34 - 0.43 Nm].
7. MOLDED MATERIAL: HIGH TEMPERATURE THERMOPLASTIC (PBT), UL RATED 94 V-O.
8. UL FILE NO. E201344.

Cx (pF)	WVDC -55°C TO +105°C	I <sub>DC</sub>	I.R. MIN. @ 100 (VDC)	DWV (VDC 1 MIN.)	TYPICAL NO LOAD INSERTION LOSS (dB) @ 25°C PER MIL-STD-220			
					10 MHz	100 MHz	1 GHz	10 GHz
2500/5000	100	20 Amps	10 G Ω	2121	5	50	60	65

REVISION RECORD Original Release C.O. ECO-683	A	TOLERANCES unless otherwise specified 2 PLC. DECIMAL ± N/A 3 PLC. DECIMAL ± .030 [0.76] ANGLES ± N/A	Title <b>REAR-PANEL MOUNT FILTERED TERMINAL BLOCK 2 POSITION, UL RECOGNIZED</b>		
			Drawn L.E. 04-21-09	Scale FULL	
	Approved R.L. 04-21-09		<b>A</b>	<b>7602-551N</b>	

X-2015 Rev-0

**TUSONIX**  
 TUCSON, ARIZONA