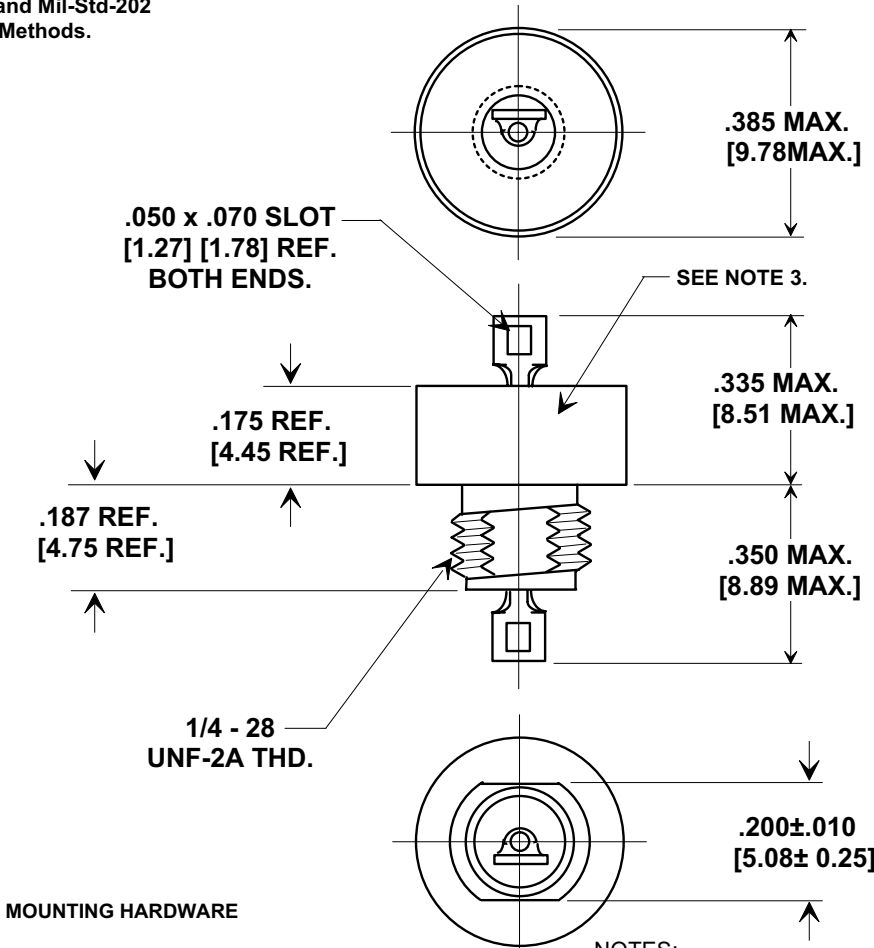
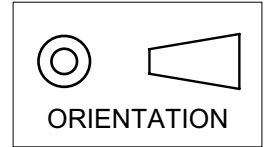


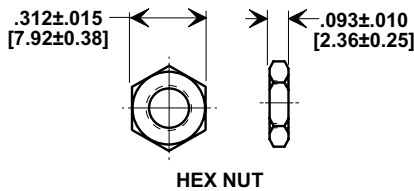
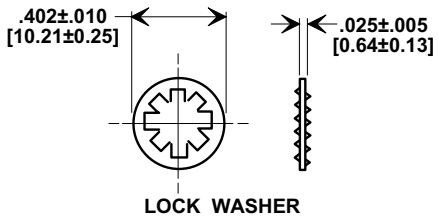
MARKETING SALES DRAWING

DIMENSIONS IN INCHES - DO NOT SCALE THIS DRAWING
DIMENSIONS IN METRIC - []

Electrical Testing
per Tusonix standard
test plans and Mil-Std-202
Test Methods.



MOUNTING HARDWARE



NOTES:

- TUSONIX STANDARD PART NUMBER: 4601-050.
TUSONIX RoHS COMPLIANT PART NUMBER: 4601-050 LF.
CUSTOMER MUST SPECIFY STANDARD OR RoHS PART NUMBER WHEN ORDERING.
- MATERIALS: BUSHING - TIN PLATED STEEL.
TOP SEAL FINISH: STANDARD PART #: 60/40 SOLDER PLATED.
RoHS PART #: MATTE TIN PLATED.
LEAD STANDARD PART: SILVER PLATED COPPER.
NUT - TIN PLATED BRASS.
L"WASHER - TIN PLATED PHOSPHOR BRONZE.
- PART MARKING: TRADEMARK AND VARIATION NUMBER.
STANDARD PART: BLACK INK. RoHS PART: GREEN INK.
- MOUNTING TORQUE: 8 lb - ins. max.
- SEAL TESTED PER MIL-STD-202 METHOD 112 CONDITION A.
- DCR - .01 max.
- MAX. SOLDER TEMPERATURE 500°F.

MIN. CAP. (F)	WORKING VOLTAGE DC		CURRENT D.C.	MINIMUM NO LOAD INSERTION LOSS (dB) AT 25°C PER MIL-STD-220					
	85°C	125°C		30 KHz	100 KHz	300 KHz	1 MHz	10 MHz	1 GHz
1.4	100	70	15 A	15	25	34	44	60	70

X-2015 Rev-0

REVISION RECORD	0	1	2	3	4
Original Release C.O. 6769					
METRIC DIM'S ADDED. NOTES ADDED. E.C. 7-17-92					
6789					
WVDC REVISED 100 & 70 WERE 80 & 50. L.E. 10-26-92					
6992					
RDN TO COMP FMT & TYPO CORRECTED. S.M. 12-22-97					
19971217-6-01					
ADDED NOTE S 1,3 & 8. REVISED NOTE 2. S.M. 06-24-05					
20050608-2-03					

--TOLERANCES-- Unless Otherwise Specified		Title COAXIAL BROADBAND - "L" HERMETICALLY SEALED	
DECIMAL ± // //	ANGLES ± // //	Drawn S.M. 12-22-97	Scale X 3
TUSONIX TUCSON, ARIZONA		Approved J.Mc 12-22-97	
		A	4601-050