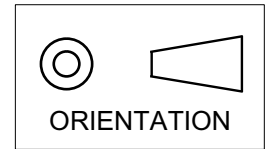


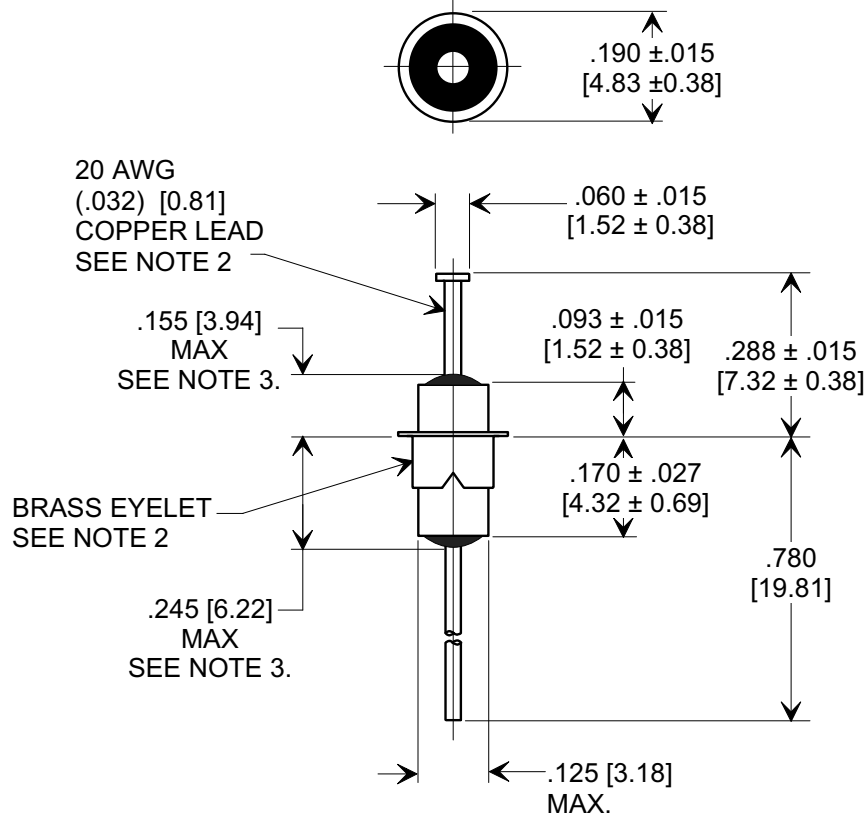
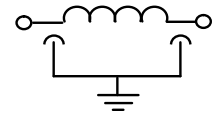
MARKETING SALES DRAWING

DIMENSIONS IN INCHES - DO NOT SCALE THIS DRAWING
DIMENSIONS IN METRIC - []

This drawing is the property of Tusonix, Inc., and may not be used, reproduced, published or disclosed to others without expressed authorization by Tusonix Inc.



Electrical Testing
per Tusonix standard
test plans and Mil-Std-202
Test Methods.



NOTES:

1. TUSONIX STANDARD PART NUMBER: 4101-502.
2. LEAD FINISH: 60/40 SOLDER PLATED.
EYELET FINISH: 60/40 SOLDER PLATED.
3. DIMENSION IS TO END OF FILLET.

MIN. CAP (pF)	WORKING VOLTAGE 125°C	CURRENT Idc	DWV @ 2 SEC.	I.R. MIN.	MINIMUM NO-LOAD INSERTION LOSS (dB) AT 25°C PER MIL-STD-220			
					50 MHz	100 MHz	1 GHz	10 GHz
1750	125 DC	10A	750 VDC	10 G Ω	5	50	60	60

X-2015 Rev-0 REVISION RECORD Original Release C.O. ECO-668	A	TUSONIX TUCSON, ARIZONA	--TOLERANCES-- Unless Otherwise Specified	Title EMI FILTER M15733/33-0001	
	DECIMAL ± .031 [0.79]		Drawn L.E. 04-16-09 Scale 3 X		
	ANGLES ±		Approved R.L. 04-16-09		
	A		4101-502		