

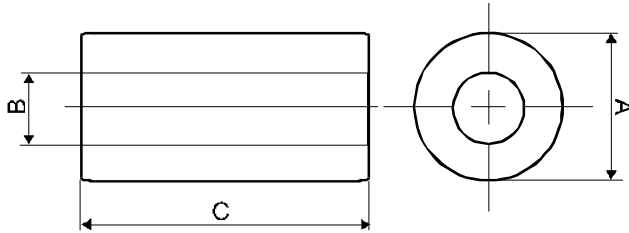
Spezifikation für Freigabe / specification for release

Kunde / customer : _____
 Artikelnummer / part number : **74270045**
 Bezeichnung : **FERRITHÜLSE**
 description : **AXIAL FERRITE BEADS**



DATUM / DATE : 2008-03-20

A Mechanische Abmessungen / dimensions:




A	14,2 +0,2 -0,7	mm
B	7,2 +0,2 -0,4	mm
C	25 ± 0,7	mm

B Elektrische Eigenschaften / electrical properties:

Eigenschaften / properties	Testbedingungen / test conditions		Wert / value	Einheit / unit	Tol.
Impedanz @ 1 Wg./ impedance @ 1 turn	25 MHz	Z	133	Ω	± 25%
Impedanz @ 1 Wg./ impedance @ 1 turn	100 MHz	Z	211	Ω	± 25%
Impedanz @ 2 Wg./ impedance @ 2 turn	25 MHz	Z	535	Ω	typ.
Impedanz @ 2 Wg./ impedance @ 2 turn	100 MHz	Z	845	Ω	typ.

C



D Prüfgeräte / test equipment:

HP 4191 B für/for Z und/and material
16092A - Klemme / clamp
AWG26 - ø 0,5mm - Länge/length: 100 mm

E Testbedingungen / test conditions:

Luftfeuchtigkeit / humidity: 33%
 Umgebungstemperatur / temperature: + 20°C

F Werkstoffe & Zulassungen / material & approvals:

Basismaterial / base material: 4 W 620

G Eigenschaften / general specifications:

Curietemperatur / curie temperature: + 150°C
 für Kabeldurchmesser / for cable diameter: ≤ 7,0
 Lagertemperatur / storage temperature: -55°C ~ + 85°C
 Betriebstemp. / operating temperature: -25°C ~ + 125°C

Freigabe erteilt / general release:	Kunde / customer			
Datum / date	Unterschrift / signature	SMU	Version 5	08-03-20
		SMU	Version 4	06-06-28
	Würth Elektronik	LF	Version 3	04-10-11
		RT	Version 2	02-04-17
		JH	Version 1	00-12-06
Geprüft / checked	Kontrolliert / approved	Name	Änderung / modification	Datum / date

Würth Elektronik eiSos GmbH & Co. KG

D-74638 Waldenburg · Max-Eyth-Strasse 1 - 3 · Germany · Telefon (+49) (0) 7942 - 945 - 0 · Telefax (+49) (0) 7942 - 945 - 400
<http://www.we-online.com>

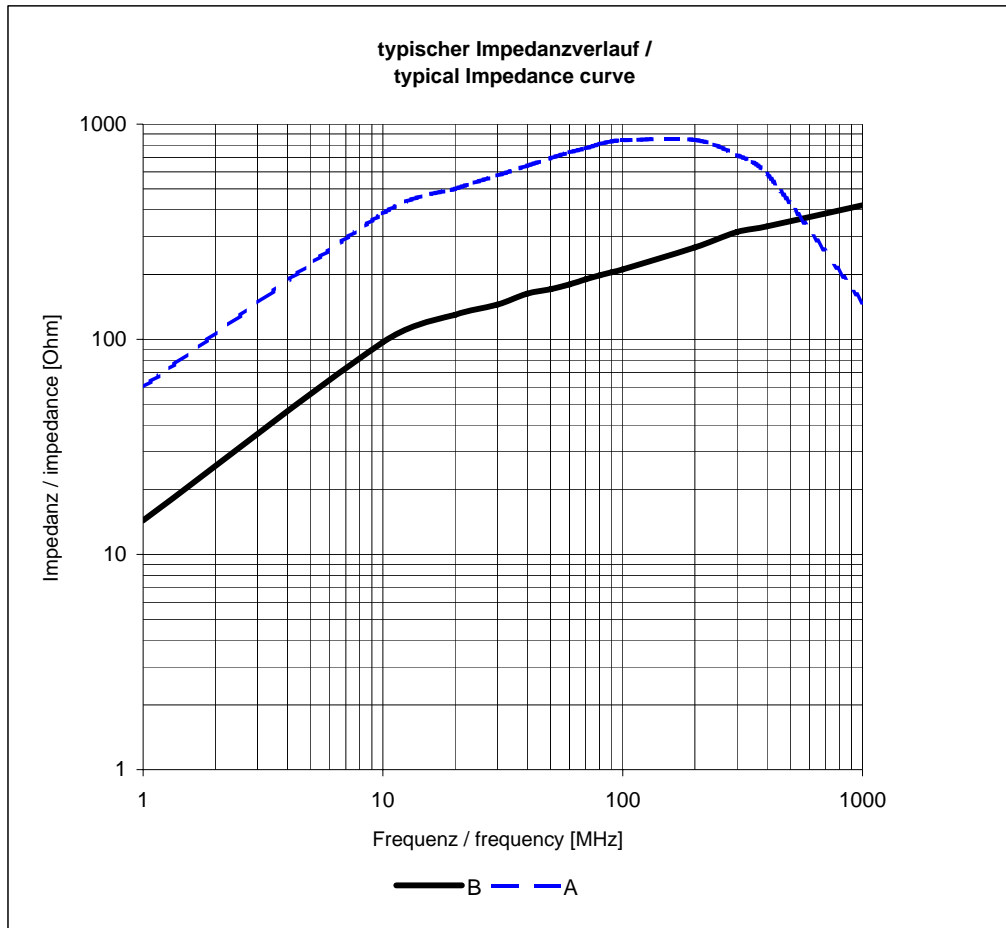
Spezifikation für Freigabe / specification for release

Kunde / customer : _____
 Artikelnummer / part number : **74270045**
 Bezeichnung : **FERRITHÜLSE**
 description : **AXIAL FERRITE BEADS**



DATUM / DATE : 2008-03-20

H Impedanzverlauf / impedance curve:



A: 2 x durch Bohrung Ferrit / 2 x times through ferrite
B: 1 x durch Bohrung Ferrit / 1 x times through ferrite

Freigabe erteilt / general release:	Kunde / customer			
Datum / date	Unterschrift / signature	SMU	Version 5	08-03-20
	Würth Elektronik	SMU	Version 4	06-06-28
Geprüft / checked	Kontrolliert / approved	LF	Version 3	04-10-11
		RT	Version 2	02-04-17
		JH	Version 1	00-12-06
		Name	Änderung / modification	Datum / date

This electronic component has been designed and developed for usage in general electronic equipment. Before incorporating this component into any equipment where higher safety and reliability is especially required or if there is the possibility of direct damage or injury to human body, for example in the range of aerospace, aviation, nuclear control, submarine, transportation, (automotive control, train control, ship control), transportation signal, disaster prevention, medical, public information network etc, Würth Elektronik eiSos GmbH must be informed before the design-in stage. In addition, sufficient reliability evaluation checks for safety must be performed on every electronic component which is used in electrical circuits that require high safety and reliability functions or performance.

Würth Elektronik eiSos GmbH & Co. KG

D-74638 Waldenburg · Max-Eyth-Strasse 1 - 3 · Germany · Telefon (+49) (0) 7942 - 945 - 0 · Telefax (+49) (0) 7942 - 945 - 400
<http://www.we-online.com>