


**SERIES 4221R -1, -2, -4**  
**4221 -3**

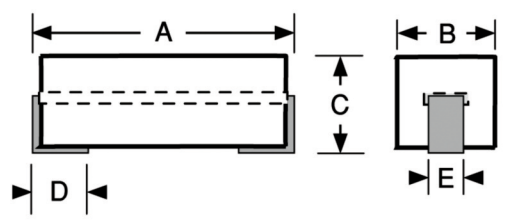


Surface Mount Filter Bead

DASH NUMBER*	IMPEDANCE (OHMS) @ 25 MHz (MINIMUM)	IMPEDANCE (OHMS) @ 100 MHz (±20%)
<b>SERIES 4221R / 4221</b>		
-1	22	47
-2	45	95
-3	22	42
-4	43	85



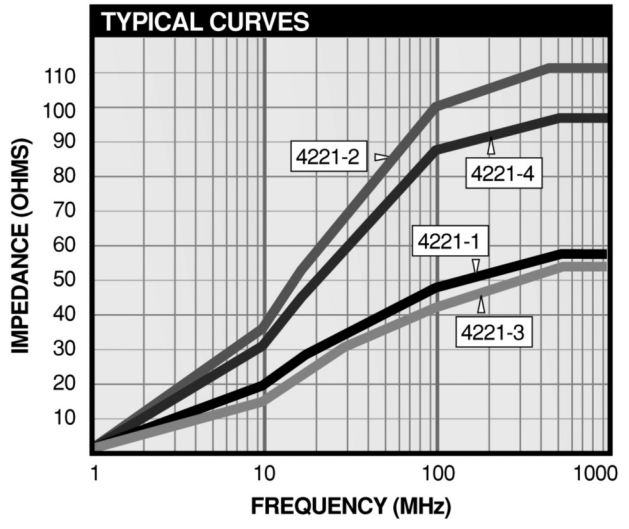
Actual Size (Max.)



\*Complete part # must include series # PLUS the dash #  
 For surface finish information, refer to [www.delevanfinishes.com](http://www.delevanfinishes.com)

**Operating Temperature Range** -55°C to +125°C  
**Current Rating** 5 Amps max. (35°C Rise, 90° Ambient)  
**Material** Ferrite bead with plated copper lead  
**Packaging** Tape & reel  
 Series 4221-1 and 4221-3 (12mm)  
 Series 4221-2 and 4221-4 (16mm)  
 7" reel, 500 pieces max.; 13" reel, 4000 pieces max.

	4221 - 1	4221 - 2	4221 - 3	4221 - 4
<b>A</b> in.	0.197 +0.011/-0.028	0.374 +0.015/-0.028	0.217 +0.011/-0.028	0.350 +0.015/-0.028
mm.	(5.0 +0.3/-0.7)	(9.5 +0.4/-0.7)	(5.5 +0.3/-0.7)	(8.9 +0.4/-0.7)
<b>B</b> in.	0.120 ± 0.006	0.120 ± 0.006	0.117 ± 0.006	0.187 ± 0.006
mm.	(3.05 ± 0.15)	(3.05 ± 0.15)	(2.97 ± 0.15)	(4.75 ± 0.15)
<b>C</b> in.	0.120 +0.007/-0.015	0.120 +0.007/-0.015	0.138 +0.007/-0.015	0.138 +0.007/-0.015
mm.	(3.05 +0.2/-0.4)	(3.05 +0.2/-0.4)	(3.50 +0.2/-0.4)	(3.50 +0.2/-0.4)
<b>D</b> in.	0.059 ± 0.025	0.059 ± 0.025	0.059 ± 0.025	0.059 ± 0.025
mm.	(1.50 ± 0.63)	(1.50 ± 0.63)	(1.50 ± 0.63)	(1.50 ± 0.63)
<b>E</b> in.	0.050 ± 0.003	0.050 ± 0.003	0.050 ± 0.003	0.073 ± 0.003
mm.	(1.25 ± 0.07)	(1.25 ± 0.07)	(1.25 ± 0.07)	(1.85 ± 0.07)



For more detailed graphs, contact factory

