

# Spezifikation für Freigabe / specification for release

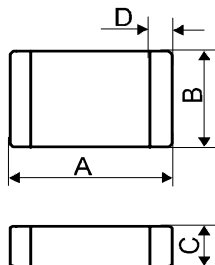
Kunde / customer : \_\_\_\_\_  
 Artikelnummer / part number : **74279268**  
 Bezeichnung : **Multilayer-SMD-Ferrit**  
 description : **Multilayer-SMD-Ferrite**

LF



DATUM / DATE : 2005-12-16

## A Mechanische Abmessungen / dimensions:

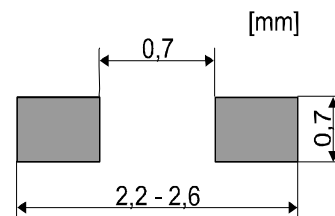


	Größe / size 0603	
A	1,6 ± 0,2	mm
B	0,8 ± 0,2	mm
C	0,8 ± 0,2	mm
D	0,3 ± 0,2	mm

## B Elektrische Eigenschaften / electrical properties:

Eigenschaften / properties	Testbedingungen / test conditions		Wert / value	Einheit / unit	tol.
Impedanz / impedance	100 MHz	Z	15	Ω	±25%
Max. Impedanz / max. impedance	1000 MHz	Z	60	Ω	typ.
DC-Widerstand / DC-resistance		R <sub>DC</sub>	0,10	Ω	max.
Nennstrom / rated current		I <sub>DC</sub>	500	mA	max.

## C Lötpad / soldering spec.:



## D Prüfgeräte / test equipment:

HP 4396B / HP 16192A für/for Z und/and material  
 HP 34401 A für/for R<sub>DC</sub> und/and IDC

## E Testbedingungen / test conditions:

Luftfeuchtigkeit / humidity: 33%  
 Umgebungstemperatur / temperature: + 20°C

## F Werkstoffe & Zulassungen / material & approvals:

Basismaterial / base material: Ferrit / ferrite

## G Eigenschaften / general specifications:

Lagertemperatur / storage temperature: -20°C - + 60°C  
 Betriebstemp. / operating temperature: -55°C - +125°C

Freigabe erteilt / general release:	Kunde / customer		
Datum / date	Unterschrift / signature	SSt	Update 05-12-16
		SST	RoHS Update 04-10-11
		LF	Update 2GHz 04-01-14
		JH	Neugestaltung 00-12-06
Geprüft / checked	Kontrolliert / approved	Name	Änderung / modification Datum / date

### Würth Elektronik eiSos GmbH & Co. KG

D-74638 Waldenburg · Max-Eyth-Strasse 1 - 3 · Germany · Telefon (+49) (0) 7942 - 945 - 0 · Telefax (+49) (0) 7942 - 945 - 400  
<http://www.we-online.com>

# Spezifikation für Freigabe / specification for release

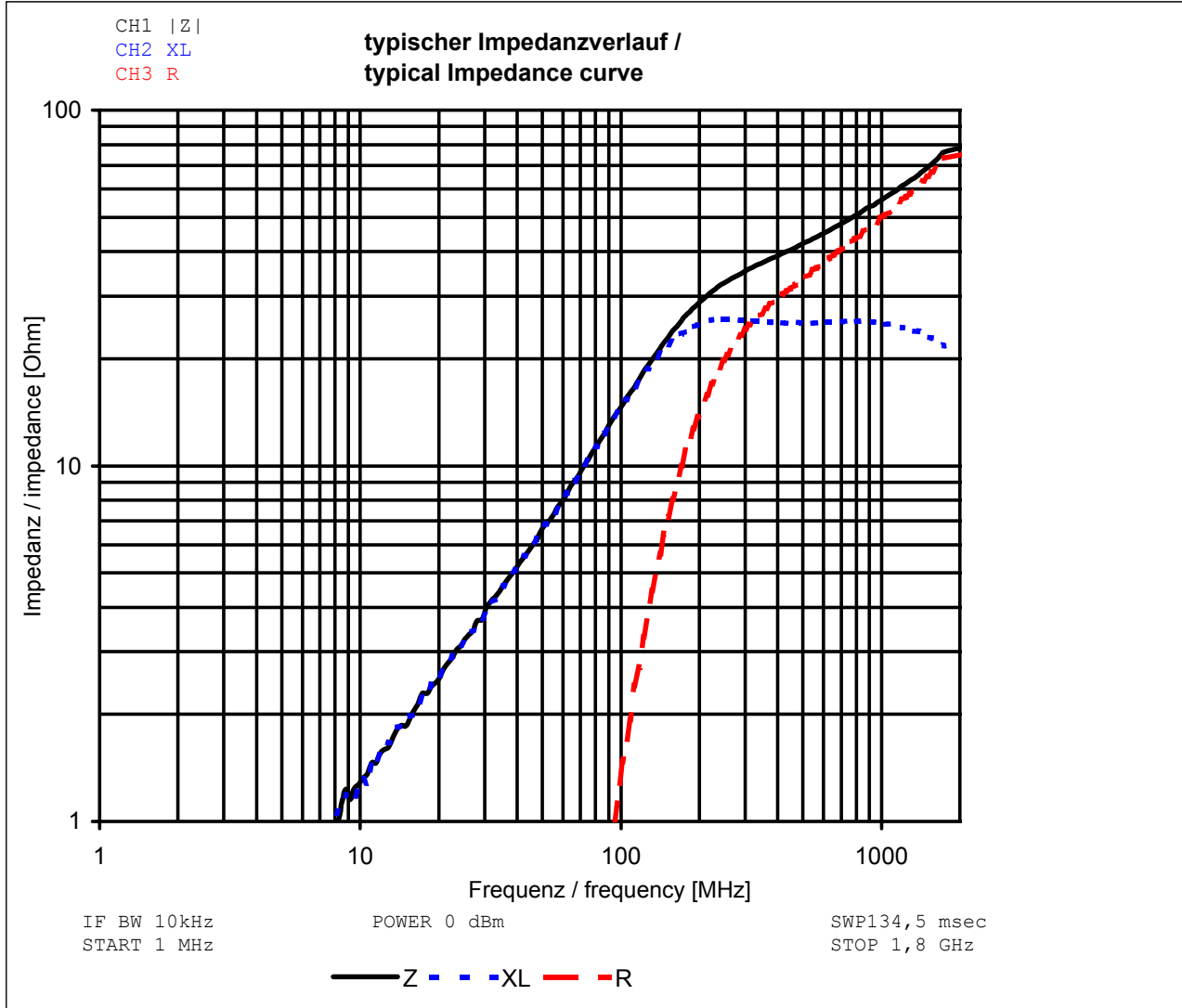
Kunde / customer : \_\_\_\_\_  
 Artikelnummer / part number : **74279268**  
 Bezeichnung : **Multilayer-SMD-Ferrit**  
 description : **Multilayer-SMD-Ferrite**

LF



DATUM / DATE : 2005-12-16

## H typischer Impedanzverlauf / typical impedance curve:



Freigabe erteilt / general release:	<b>Kunde / customer</b>			
.....	.....			
Datum / date	Unterschrift / signature	SSt	Update	05-12-16
.....	<b>Würth Elektronik</b>	SST	RoHS Update	04-10-11
.....	.....	LF	Update 2GHz	04-01-14
.....	.....	JH	Neugestaltung	00-12-06
Geprüft / checked	Kontrolliert / approved	Name	<b>Änderung / modification</b>	Datum / date

This electronic component is designed and developed with the intention for use in general electronics equipments. Before incorporating the components into any equipments in the field such as aerospace, aviation, nuclear control, submarine, transportation, (automotive control, train control, ship control), transportation signal, disaster prevention, medical, public information network etc. where higher safety and reliability are especially required or if there is possibility of direct damage or injury to human body. In addition, even electronic component in general electronic equipments, when used in electrical circuits that require high safety, reliability functions or performance, the sufficient reliability evaluation-check for the safety must be performed before use. It is essential to give consideration when to install a protective circuit at the design stage.

### Würth Elektronik eiSos GmbH & Co. KG

D-74638 Waldenburg · Max-Eyth-Strasse 1 - 3 · Germany · Telefon (+49) (0) 7942 - 945 - 0 · Telefax (+49) (0) 7942 - 945 - 400  
<http://www.we-online.com>