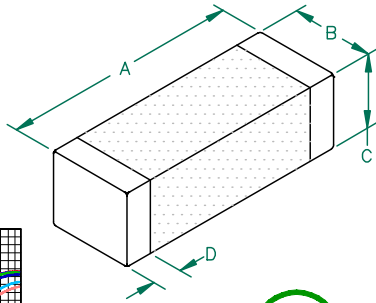


MI1806J800R-10

UNCONTROLLED DOCUMENT

PHYSICAL DIMENSIONS:

| | | |
|---|-------------|---------------|
| A | 4.50 [.177] | + 0.25 [.010] |
| B | 1.60 [.063] | + 0.25 [.010] |
| C | 1.60 [.063] | + 0.25 [.010] |
| D | 0.51 [.020] | + 0.25 [.010] |

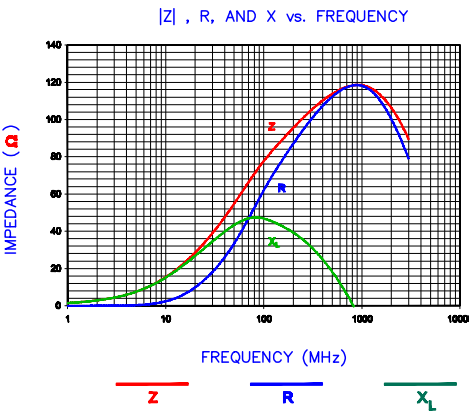
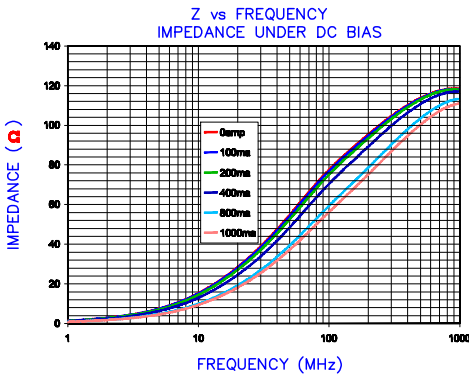


ELECTRICAL CHARACTERISTICS:

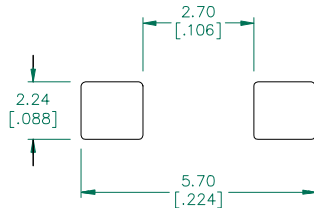
| Z @ 100MHz (Ω) | DCR (Ω) | Rated Current |
|-------------------------|------------------|---------------|
| Nominal | 80 | |
| Minimum | 60 | |
| Maximum | 100 | 0.030 1000 mA |

NOTES: UNLESS OTHERWISE SPECIFIED

1. TAPED AND REELED per CURRENT EIA SPECIFICATIONS 7" REELS, 2,000 PCS/REEL.
2. TERMINATION FINISH IS 100% TIN.
3. COMPONENTS SHOULD BE ADEQUATELY PREHEATED BEFORE SOLDERING.

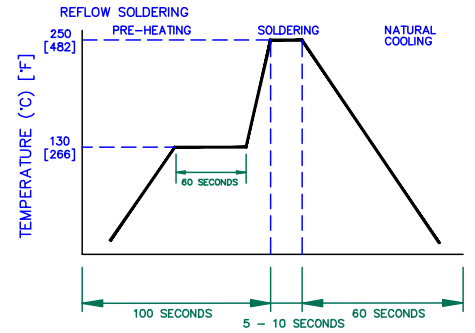


LAND PATTERNS FOR REFLOW SOLDERING



(For wave soldering, add 0.762 [.030] to this dimension.)

RECOMMENDED SOLDERING CONDITIONS



| DIMENSIONS ARE IN mm [INCHES] | | | | This print is the property of Laird Tech. and is loaned in confidence subject to return upon request and with the understanding that no copies shall be made without the written consent of Laird Tech. All rights to design or invention are reserved. | | | |
|-------------------------------|-------------------------------------|----------|-----|---|------------|-----------|---------------|
| REV | DESCRIPTION | DATE | INT | PROJECT/PART NUMBER | REV | PART TYPE | DRAWN BY: |
| C | CHG REEL QTY FROM 3K TO 2K | 11/6/08 | JRK | MI1806J800R-10 | C | CO-FIRE | JRK |
| B | UPDATE COMPANY LOGO ADD ROHS SYMBOL | 09/04/08 | JRK | DATE: 04/20/04 | SCALE: NTS | | SHEET: 2 of 2 |
| A | ORIGINAL DRAFT | 04/20/04 | JRK | TOOL # - | | | |
| REV | DESCRIPTION | DATE | INT | MI1806J800R-10-C | | | |



AGILENT E4991A RF Impedance/Material Analyzer
HP 16194A Test Fixture. TEST REF. 3298