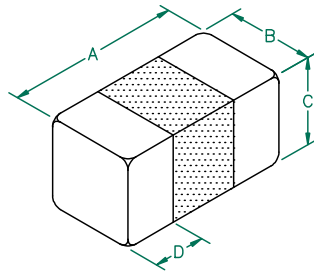


# LI0201C800R-10

**UNCONTROLLED DOCUMENT**

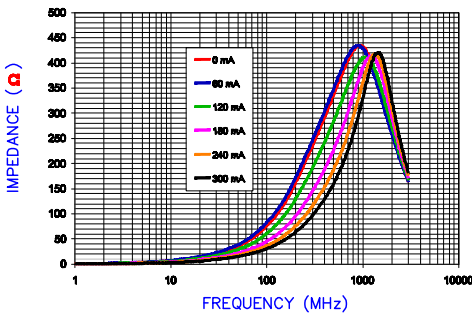
**PHYSICAL DIMENSIONS:**

A	0.60 [.024]	+	0.03 [.001]
B	0.30 [.012]	+	0.03 [.001]
C	0.30 [.012]	+	0.03 [.001]
D	0.15 [.006]	+	0.05 [.002]

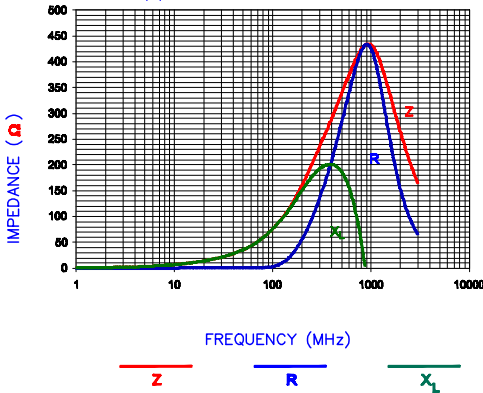


ELECTRICAL CHARACTERISTICS:			
Z @ 100MHz (Ω)	DCR (Ω)	Rated Current	
Nominal	80		
Minimum	60		
Maximum	100	.60	300 mA

Z vs FREQUENCY  
IMPEDANCE UNDER DC BIAS



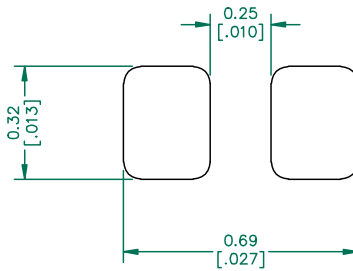
|Z|, R, AND X vs. FREQUENCY



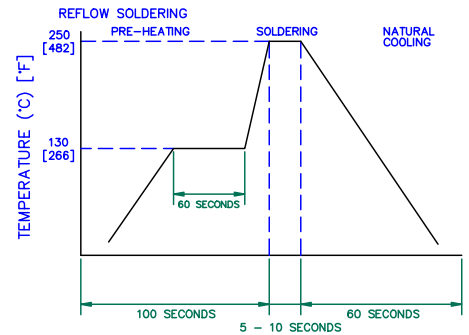
NOTES: UNLESS OTHERWISE SPECIFIED

1. TAPED AND REELED per CURRENT EIA SPECIFICATIONS 7" REELS, 15,000 PCS/REEL, PAPER TAPE.
2. TERMINATION FINISH IS 100% TIN.
3. COMPONENTS SHOULD BE ADEQUATELY PREHEATED BEFORE SOLDERING.

LAND PATTERNS FOR REFLOW SOLDERING



RECOMMENDED SOLDERING CONDITIONS



DIMENSIONS ARE IN mm [INCHES].

This print is the property of Laird Tech. and is loaned in confidence subject to return upon request and with the understanding that no copies shall be made without the written consent of Laird Tech. All rights to design or invention are reserved.



PROJECT/PART NUMBER: LI0201C800R-10		REV: C	PART TYPE: CO-FIRE	DRAWN BY: JRK
C	CORRECT DCR VALUE ADD TEST REF.	09/04/08	JRK	
B	ADD Z CURVES	08/20/08	JRK	DATE: 07/07/08
A	ORIGINAL DRAFT	07/07/08	JRK	SCALE: NTS
REV	DESCRIPTION	DATE	INT	SHEET: 2 of 2

AGILENT E4991A RF Impedance/Material Analyzer  
AGILENT 16196C Test Fixture. Test Ref. 6274

