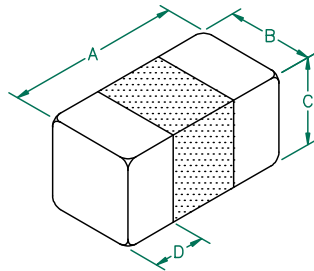


LI0201C560R-10

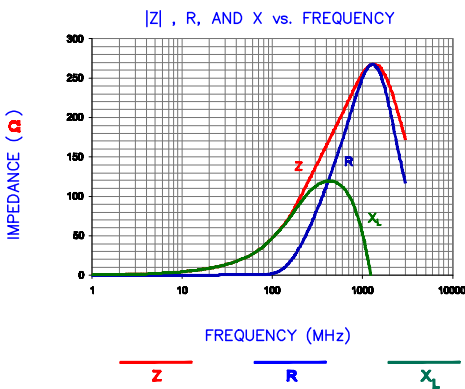
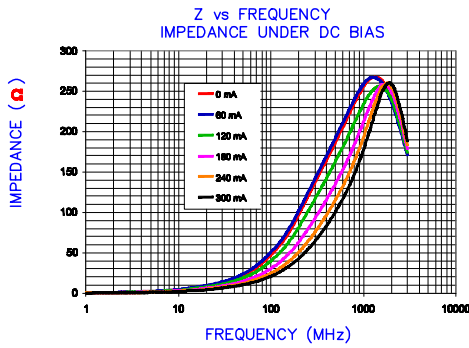
UNCONTROLLED DOCUMENT

PHYSICAL DIMENSIONS:

A	0.60 [.024]	+	0.03 [.001]
B	0.30 [.012]	+	0.03 [.001]
C	0.30 [.012]	+	0.03 [.001]
D	0.15 [.006]	+	0.05 [.002]



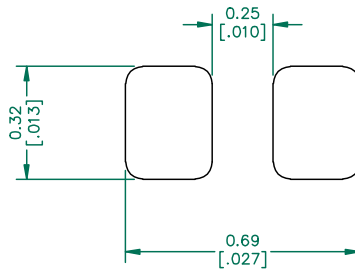
ELECTRICAL CHARACTERISTICS:			
Z @ 100MHz (Ω)	DCR (Ω)	Rated Current	
Nominal	56		
Minimum	42		
Maximum	70	.60	300 mA



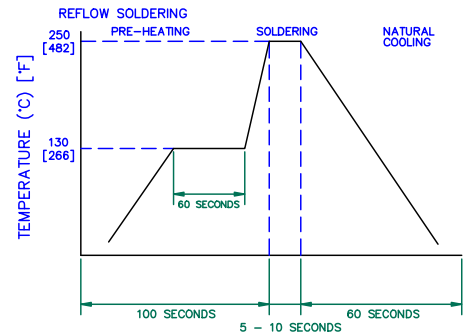
NOTES: UNLESS OTHERWISE SPECIFIED

1. TAPED AND REELED per CURRENT EIA SPECIFICATIONS 7" REELS, 15,000 PCS/REEL, PAPER TAPE.
2. TERMINATION FINISH IS 100% TIN.
3. COMPONENTS SHOULD BE ADEQUATELY PREHEATED BEFORE SOLDERING.

LAND PATTERNS FOR REFLOW SOLDERING



RECOMMENDED SOLDERING CONDITIONS



AGILENT E4991A RF Impedance/Material Analyzer
AGILENT 16196C Test Fixture, Test Ref. 6274



DIMENSIONS ARE IN mm [INCHES].				This print is the property of Laird Tech. and is loaned in confidence subject to return upon request and with the understanding that no copies shall be made without the written consent of Laird Tech. All rights to design or invention are reserved.	
REV	DESCRIPTION	DATE	INT	PROJECT/PART NUMBER	REV
C	CORRECT DCR VALUE ADD TEST REF.	09/04/08	JRK	LI0201C560R-10	C
B	ADD CURVES	08/20/08	JRK	DATE: 07/07/08	PART TYPE: CO-FIRE
A	ORIGINAL DRAFT	07/07/08	JRK	CAD # LI0201C560R-10-C	DRAWN BY: JRK
REV	DESCRIPTION	DATE	INT		SCALE: NTS
					SHEET: 2 of 2

