

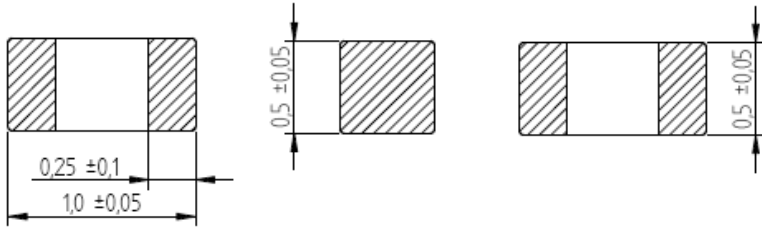
Spezifikation für Freigabe / specification for release

Kunde / customer : _____
 Artikelnummer / part number : **7427927281**
 Bezeichnung : **Multilayer-SMD-Ferrit**
 description : **Multilayer-SMD-Ferrite**



DATUM / DATE : 2009-07-27

A Mechanische Abmessungen / dimensions:

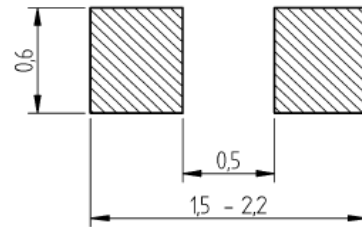


	Größe / size 0402	
A	1.0 ± 0.05	mm
B	0.5 ± 0.05	mm
C	0.5 ± 0.05	mm
D	0.25 ± 0.1	mm

B Elektrische Eigenschaften / electrical properties:

Eigenschaften / properties	Testbedingungen / test conditions		Wert / value	Einheit / unit	tol.
Impedanz / impedance	100 MHz	Z	800	Ω	±25%
Max. Impedanz / max. impedance	200 MHz	Z	1000	Ω	typ.
DC-Widerstand / DC-resistance		R _{DC}	0.80	Ω	max.
Nennstrom / rated current		I _{DC}	50	mA	max.

C Lötpad / soldering spec.:



D Prüfgeräte / test equipment:

Agilent E4991A /16197A für/for Z und/and material
HP 34401 A für/for R_{DC} und/and IDC

E Testbedingungen / test conditions:

Luftfeuchtigkeit / humidity: 33%
 Umgebungstemperatur / temperature: + 20°C

F Werkstoffe & Zulassungen / material & approvals:

Basismaterial / base material: Ferrit / ferrite

G Eigenschaften / general specifications:

Lagertemperatur der Bauteile in Tape&Reel Verpackung
 storage temperature on Tape&Reel: -20°C - + 60°C
 Betriebstemp. / operating temperature: -55°C - +125°C

Freigabe erteilt / general release:	Kunde / customer				
.....	Unterschrift / signature				
Datum / date	Würth Elektronik				
.....	Kontrolliert / approved				
Geprüft / checked	SMU	Version 1			09-07-27
.....	Name	Änderung / modification			Datum / date

Würth Elektronik eiSos GmbH & Co. KG

D-74638 Waldenburg · Max-Eyth-Strasse 1 - 3 · Germany · Telefon (+49) (0) 7942 - 945 - 0 · Telefax (+49) (0) 7942 - 945 - 400
<http://www.we-online.com>

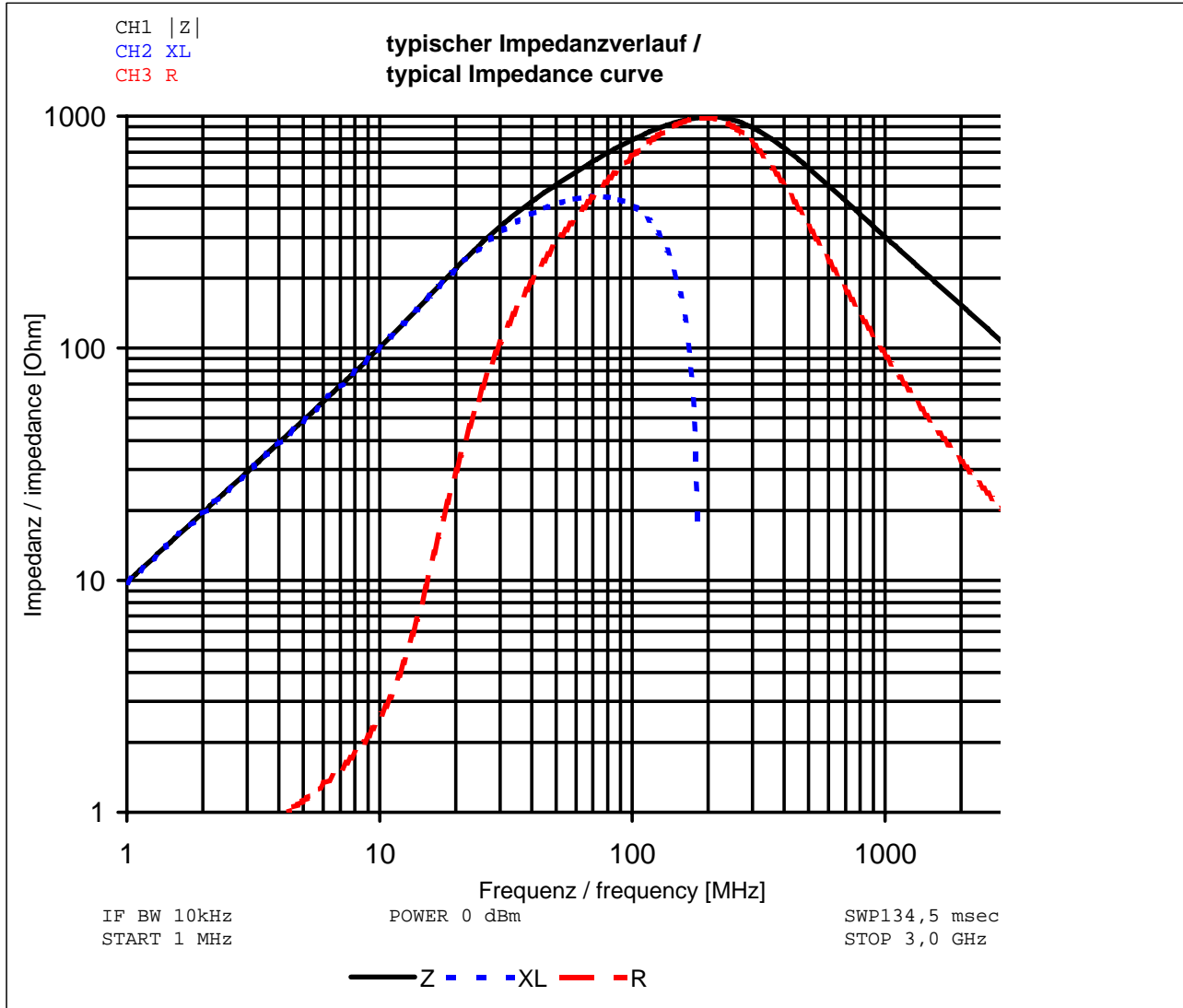
Spezifikation für Freigabe / specification for release

Kunde / customer : _____
 Artikelnummer / part number : **7427927281**
 Bezeichnung : **Multilayer-SMD-Ferrit**
 description : **Multilayer-SMD-Ferrite**



DATUM / DATE : 2009-07-27

H typischer Impedanzverlauf / typical impedance curve:



Freigabe erteilt / general release:	Kunde / customer			
Datum / date	Unterschrift / signature			
	Würth Elektronik			
Geprüft / checked	Kontrolliert / approved	SMU	Version 1	09-07-27
		Name	Änderung / modification	Datum / date

This electronic component has been designed and developed for usage in general electronic equipment. Before incorporating this component into any equipment where higher safety and reliability is especially required or if there is the possibility of direct damage or injury to human body, for example in the range of aerospace, aviation, nuclear control, submarine, transportation, (automotive control, train control, ship control), transportation signal, disaster prevention, medical, public information network etc, Würth Elektronik eiSos GmbH must be informed before the design-in stage. In addition, sufficient reliability evaluation checks for safety must be performed on every electronic component which is used in electrical circuits that require high safety and reliability functions or performance.

Würth Elektronik eiSos GmbH & Co. KG

D-74638 Waldenburg · Max-Eyth-Strasse 1 - 3 · Germany · Telefon (+49) (0) 7942 - 945 - 0 · Telefax (+49) (0) 7942 - 945 - 400

<http://www.we-online.com>