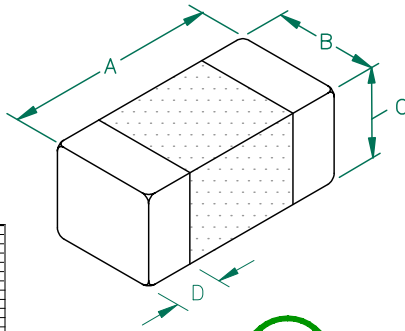


LI0603G221R-10

UNCONTROLLED DOCUMENT

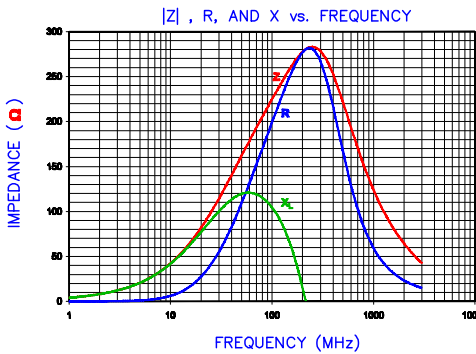
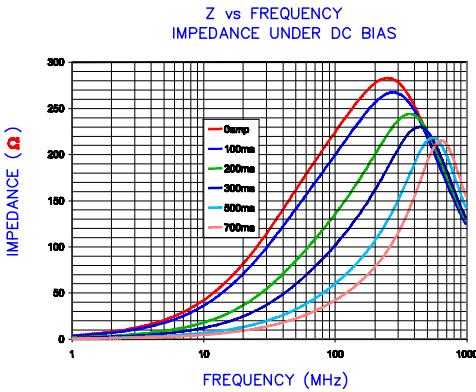
PHYSICAL DIMENSIONS:

A	1.60 [.063]	+ 0.15 [.006]
B	0.80 [.031]	+ 0.15 [.006]
C	0.80 [.031]	+ 0.15 [.006]
D	0.36 [.014]	+ 0.15 [.006]

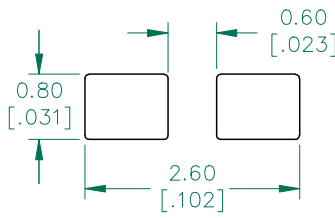


ELECTRICAL CHARACTERISTICS:			
Z @ 100MHz (Ω)	DCR (Ω)	Rated Current	
Nominal	220		
Minimum	165		
Maximum	275	0.300	700 mA

- NOTES: UNLESS OTHERWISE SPECIFIED
1. TAPED AND REELED per CURRENT EIA SPECIFICATIONS 7" REELS, 4000 PCS/REEL.
 2. TERMINATION FINISH IS 100% TIN.
 3. COMPONENTS SHOULD BE ADEQUATELY PREHEATED BEFORE SOLDERING.

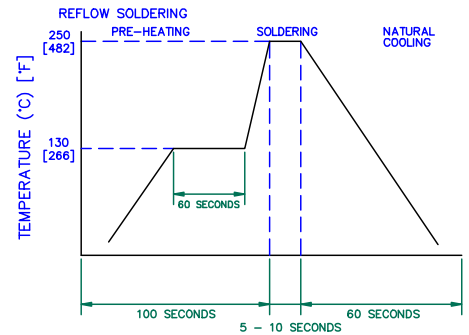


LAND PATTERNS FOR REFLOW SOLDERING



(For wave soldering, add 0.762 [.030] to this dimension)

RECOMMENDED SOLDERING CONDITIONS



DIMENSIONS ARE IN mm [INCHES].		This print is the property of Laird Tech. and is loaned in confidence subject to return upon request and with the understanding that no copies shall be made without the written consent of Laird Tech. All rights to design or invention are reserved.	
PROJECT/PART NUMBER: LI0603G221R-10		REV: B	PART TYPE: CO-FIRE
DATE: 04/05/04	SCALE: -	DRAWN BY: TMB	
REV: A	DESCRIPTION: ORIGINAL DRAFT	DATE: 04/05/04	INT: TMB
REV: B	DESCRIPTION: UPDATE COMPANY LOGO, ADD ROHS SYM	DATE: 07/15/08	INT: JRK
CND # LI0603G221R-10-B		TOOL # -	SHEET: 2 of 2



AGILENT E4991A RF Impedance/Material Analyzer
HP 16194A Test Fixture. TEST REF. 3235