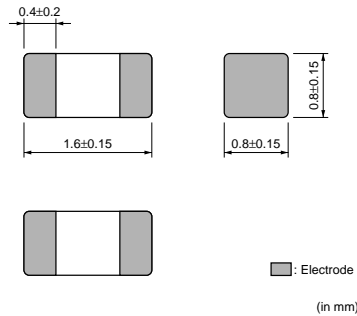


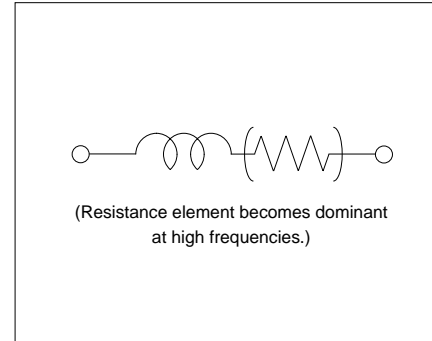
EMIFIL® (Inductor type) Chip Ferrite Bead for GHz Noise

BLM18H Series (0603 Size)

■ Dimensions



■ Equivalent Circuit



■ Packaging

Code	Packaging	Minimum Quantity
D	180mm Paper Tape	4000
J	330mm Paper Tape	10000
B	Bulk(Bag)	1000

■ Rated Value (□: packaging code)

Part Number	Impedance (at 100MHz/20°C)	Impedance (at 1GHz/20°C)	Rated Current	DC Resistance	Operating Temperature Range
BLM18HG471SN1□	470ohm±25%	600ohm(Typ.)	200mA	0.85ohm max	-55 to +125°C
BLM18HG601SN1□	600ohm±25%	700ohm(Typ.)	200mA	1.00ohm max	-55 to +125°C
BLM18HG102SN1□	1000ohm±25%	1000ohm(Typ.)	100mA	1.60ohm max	-55 to +125°C
BLM18HE601SN1□	600ohm±25%	600ohm(Typ.)	800mA	0.25ohm max	-55 to +125°C
BLM18HE102SN1□	1000ohm±25%	1000ohm(Typ.)	600mA	0.35ohm max	-55 to +125°C
BLM18HE152SN1□	1500ohm±25%	1500ohm(Typ.)	500mA	0.50ohm max	-55 to +125°C
BLM18HD471SN1□	470ohm±25%	1000ohm(Typ.)	100mA	1.20ohm max	-55 to +125°C
BLM18HD601SN1□	600ohm±25%	1200ohm(Typ.)	100mA	1.50ohm max	-55 to +125°C
BLM18HD102SN1□	1000ohm±25%	1700ohm(Typ.)	50mA	1.80ohm max	-55 to +125°C
BLM18HB121SN1□	120ohm±25%	500ohm±40%	200mA	0.50ohm max	-55 to +125°C
BLM18HB221SN1□	220ohm±25%	1100ohm±40%	100mA	0.80ohm max	-55 to +125°C
BLM18HB331SN1□	330ohm±25%	1600ohm±40%	50mA	1.20ohm max	-55 to +125°C
BLM18HK331SN1□	330ohm±25%	400ohm±40%	200mA	0.50ohm max	-55 to +125°C
BLM18HK471SN1□	470ohm±25%	600ohm±40%	200mA	0.70ohm max	-55 to +125°C
BLM18HK601SN1□	600ohm±25%	700ohm±40%	100mA	0.90ohm max	-55 to +125°C
BLM18HK102SN1□	1000ohm±25%	1200ohm±40%	50mA	1.50ohm max	-55 to +125°C

Number of Circuits: 1

Continued on the following page.

● This data sheet is applied for CHIP FERRITE BEAD used for General Electronics equipment for your design.

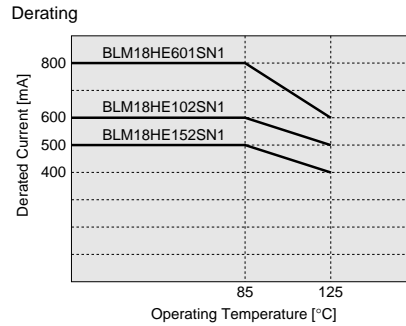
⚠ Note:

1. This datasheet is downloaded from the website of Murata Manufacturing co., Ltd. Therefore, it's specifications are subject to change or our products in it may be discontinued without advance notice. Please check with our sales representatives or product engineers before ordering.
2. This datasheet has only typical specifications because there is no space for detailed specifications. Therefore, please approve our product specifications or transact the approval sheet for product specifications before ordering.

Continued from the preceding page.

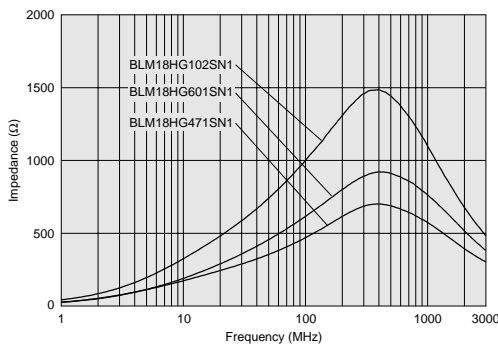
Derating of Rated Current

In operating temperature exceeding +85°C, derating of current is necessary for BLM18HE series. Please apply the derating curve shown in chart according to the operating temperature.



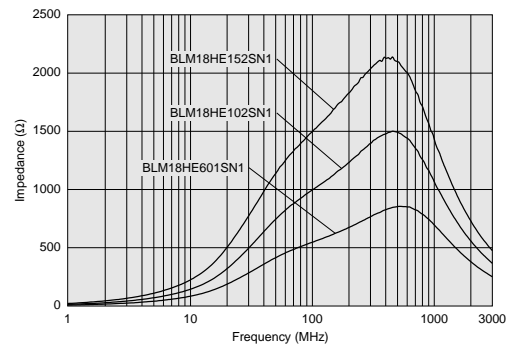
Impedance-Frequency Characteristics (Main Items)

BLM18HG Series



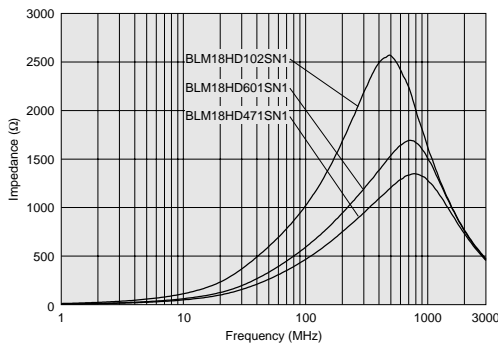
Impedance-Frequency Characteristics (Main Items)

BLM18HE Series



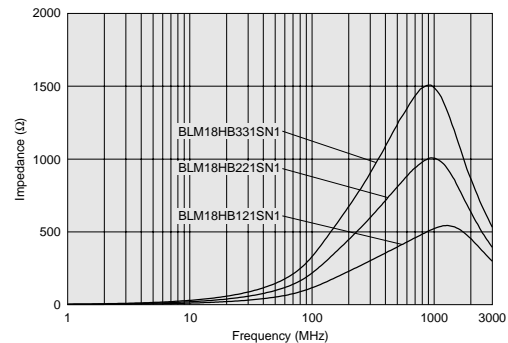
Impedance-Frequency Characteristics (Main Items)

BLM18HD Series



Impedance-Frequency Characteristics (Main Items)

BLM18HB Series



Continued on the following page. ↗

● This data sheet is applied for CHIP FERRITE BEAD used for General Electronics equipment for your design.

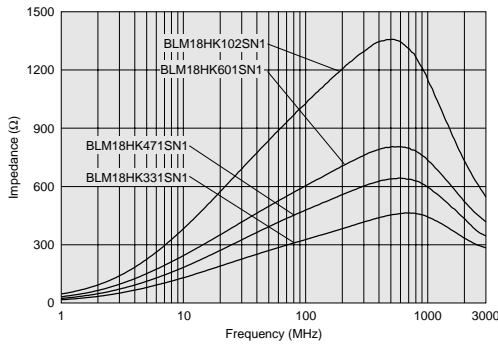
Note:

1. This datasheet is downloaded from the website of Murata Manufacturing co., Ltd. Therefore, it's specifications are subject to change or our products in it may be discontinued without advance notice. Please check with our sales representatives or product engineers before ordering.
2. This datasheet has only typical specifications because there is no space for detailed specifications. Therefore, please approve our product specifications or transact the approval sheet for product specifications before ordering.

Continued from the preceding page.

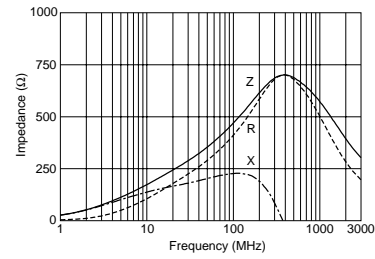
Impedance-Frequency Characteristics (Main Items)

BLM18HK Series



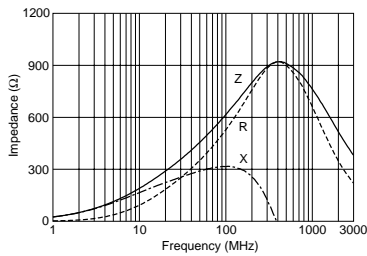
Impedance-Frequency Characteristics

BLM18HG471SN1



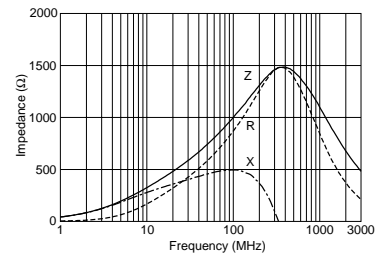
Impedance-Frequency Characteristics

BLM18HG601SN1



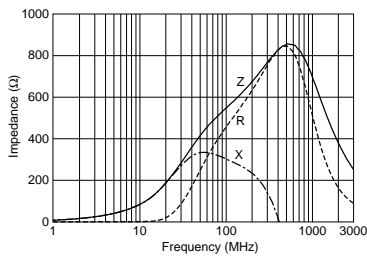
Impedance-Frequency Characteristics

BLM18HG102SN1



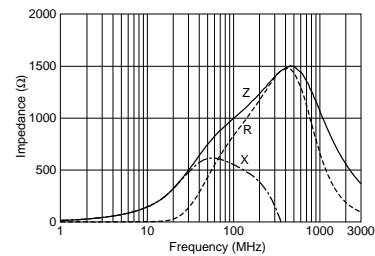
Impedance-Frequency Characteristics

BLM18HE601SN1



Impedance-Frequency Characteristics

BLM18HE102SN1



Continued on the following page. ↗

● This data sheet is applied for CHIP FERRITE BEAD used for General Electronics equipment for your design.

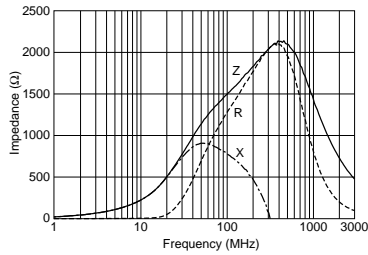
Note:

1. This datasheet is downloaded from the website of Murata Manufacturing co., Ltd. Therefore, it's specifications are subject to change or our products in it may be discontinued without advance notice. Please check with our sales representatives or product engineers before ordering.
2. This datasheet has only typical specifications because there is no space for detailed specifications. Therefore, please approve our product specifications or transact the approval sheet for product specifications before ordering.

Continued from the preceding page.

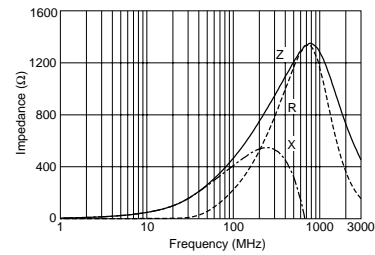
Impedance-Frequency Characteristics

BLM18HE152SN1



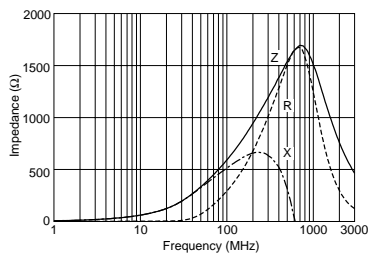
Impedance-Frequency Characteristics

BLM18HD471SN1



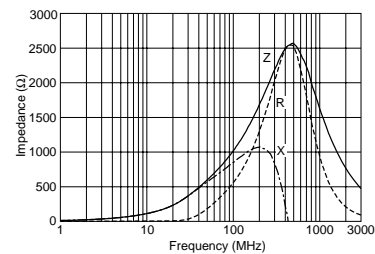
Impedance-Frequency Characteristics

BLM18HD601SN1



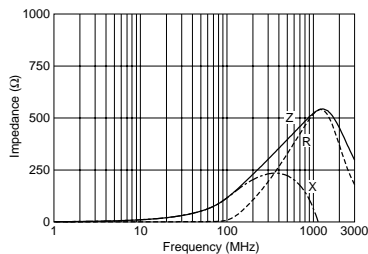
Impedance-Frequency Characteristics

BLM18HD102SN1



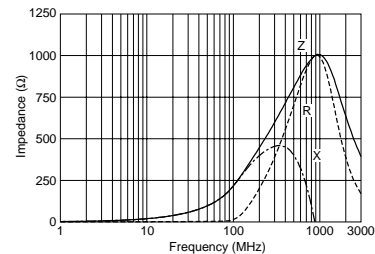
Impedance-Frequency Characteristics

BLM18HB121SN1



Impedance-Frequency Characteristics

BLM18HB221SN1



Continued on the following page. ↗

● This data sheet is applied for CHIP FERRITE BEAD used for General Electronics equipment for your design.

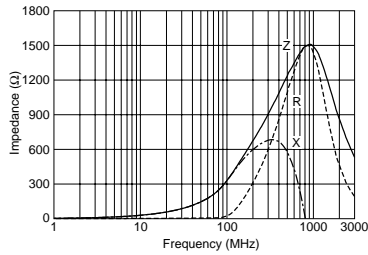
⚠ Note:

1. This datasheet is downloaded from the website of Murata Manufacturing co., Ltd. Therefore, it's specifications are subject to change or our products in it may be discontinued without advance notice. Please check with our sales representatives or product engineers before ordering.
2. This datasheet has only typical specifications because there is no space for detailed specifications. Therefore, please approve our product specifications or transact the approval sheet for product specifications before ordering.

Continued from the preceding page.

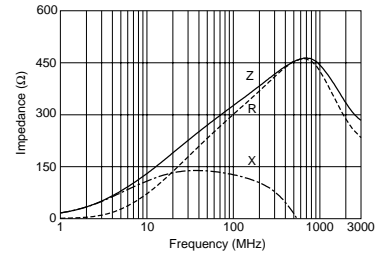
Impedance-Frequency Characteristics

BLM18HB331SN1



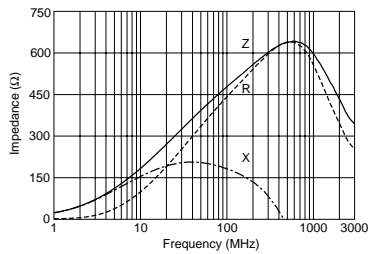
Impedance-Frequency Characteristics

BLM18HK331SN1



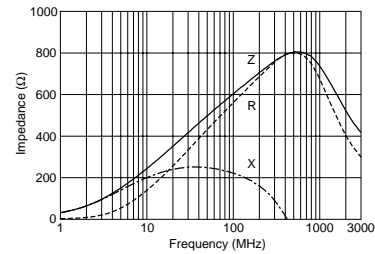
Impedance-Frequency Characteristics

BLM18HK471SN1



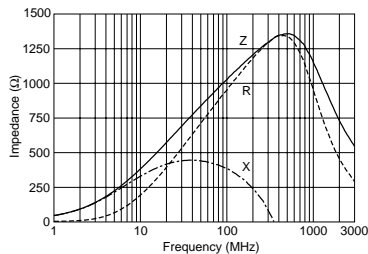
Impedance-Frequency Characteristics

BLM18HK601SN1



Impedance-Frequency Characteristics

BLM18HK102SN1




Continued on the following page. ↗

● This data sheet is applied for CHIP FERRITE BEAD used for General Electronics equipment for your design.

⚠ Note:

1. This datasheet is downloaded from the website of Murata Manufacturing co., Ltd. Therefore, it's specifications are subject to change or our products in it may be discontinued without advance notice. Please check with our sales representatives or product engineers before ordering.
2. This datasheet has only typical specifications because there is no space for detailed specifications. Therefore, please approve our product specifications or transact the approval sheet for product specifications before ordering.

 Continued from the preceding page.

■ Caution/Notice

Caution (Rating)

Do not use products beyond the rated current as this may create excessive heat and deteriorate the insulation resistance.

Notice

Solderability of Tin plating termination chip might be deteriorated when low temperature soldering profile where peak solder temperature is below the Tin melting point is used. Please confirm the solderability of Tin plating termination chip before use.

● This data sheet is applied for CHIP FERRITE BEAD used for General Electronics equipment for your design.

Note:

1. This datasheet is downloaded from the website of Murata Manufacturing co., Ltd. Therefore, it's specifications are subject to change or our products in it may be discontinued without advance notice. Please check with our sales representatives or product engineers before ordering.
2. This datasheet has only typical specifications because there is no space for detailed specifications. Therefore, please approve our product specifications or transact the approval sheet for product specifications before ordering.