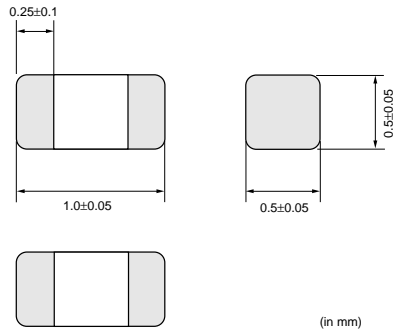


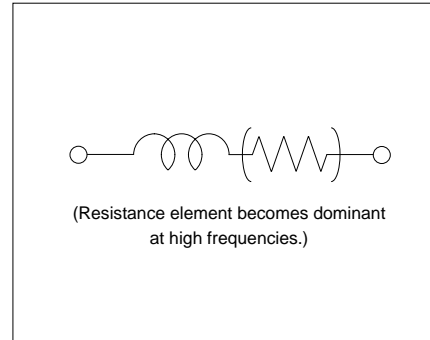
Chip EMIFIL® Inductor Type

BLM15A_SN Series (0402 Size)

Dimension



Equivalent Circuit



Packaging

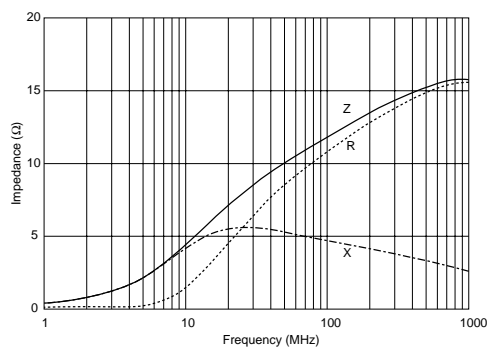
Code	Packaging	Minimum Quantity
D	180mm Paper Tape	10000
J	330mm Paper Tape	50000
B	Bulk(Bag)	1000

Rated Value (□: packaging code)

Part Number	Impedance (at 100MHz/20°C)	Impedance (at 1GHz/20°C)	Rated Current	DC Resistance(max.)	Operating Temperature Range	Number of Circuits
BLM15AG100SN1□	10ohm(Typ.)	-	1000mA	0.05ohm	-55°C to +125°C	1
BLM15AG700SN1□	70ohm(Typ.)	-	500mA	0.15ohm	-55°C to +125°C	1
BLM15AG121SN1□	120ohm±25%	-	500mA	0.25ohm	-55°C to +125°C	1
BLM15AG221SN1□	220ohm±25%	-	300mA	0.35ohm	-55°C to +125°C	1
BLM15AG601SN1□	600ohm±25%	-	300mA	0.6ohm	-55°C to +125°C	1
BLM15AG102SN1□	1000ohm±25%	-	200mA	1.0ohm	-55°C to +125°C	1

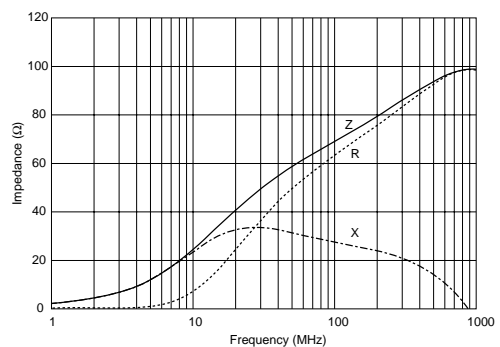
Z-f Characteristics(Typ.)

BLM15AG100SN1



Z-f Characteristics(Typ.)

BLM15AG700SN1



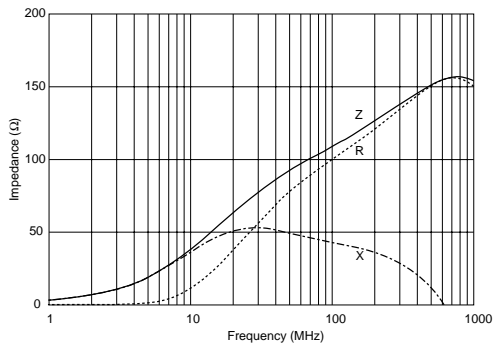
Continued on the following page. ↗

● This data sheet is applied for CHIP FERRITE BEAD used for General Electronics equipment for your design.

Continued from the preceding page.

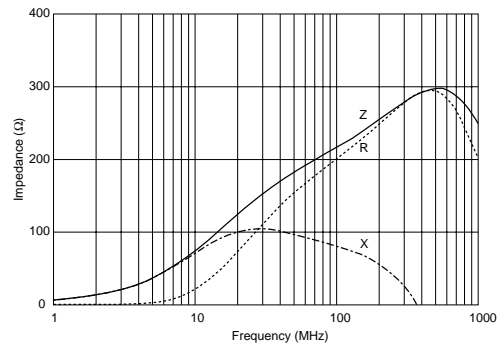
■ Z-f Characteristics(Typ.)

BLM15AG121SN1



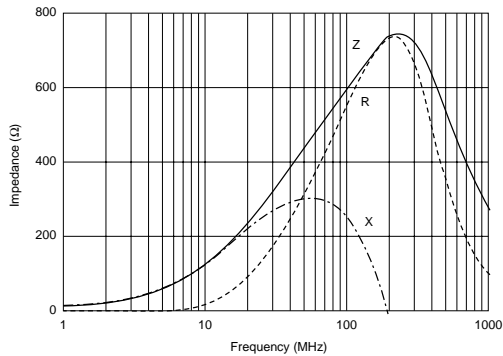
■ Z-f Characteristics(Typ.)

BLM15AG221SN1



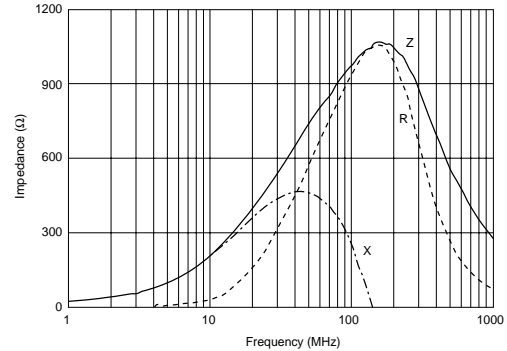
■ Z-f Characteristics (Typ.)

BLM15AG601SN1



■ Z-f Characteristics(Typ.)

BLM15AG102SN1



■ ⚠ Caution/Notice

⚠ Caution (Rating)

Do not use products beyond the rated current and rated voltage as this may create excessive heat and deteriorate the insulation resistance .

Notice

Solderability of Tin plating termination chip might be deteriorated when low temperature soldering profile where peak solder temperature is below the Tin melting point is used. Please confirm the solderability of Tin plating termination chip before use.

● This data sheet is applied for CHIP FERRITE BEAD used for General Electronics equipment for your design.

⚠ Note:**1. Export Control**

⌋For customers outside Japan⌋

Murata products should not be used or sold for use in the development, production, stockpiling or utilization of any conventional weapons or mass-destructive weapons (nuclear weapons, chemical or biological weapons, or missiles), or any other weapons.

⌋For customers in Japan⌋

For products which are controlled items subject to the "Foreign Exchange and Foreign Trade Law" of Japan, the export license specified by the law is required for export.

2. Please contact our sales representatives or product engineers before using the products in this data sheet for the applications listed below, which require especially high reliability for the prevention of defects which might directly damage to a third party's life, body or property, or when one of our products is intended for use in applications other than those specified in this data sheet.

- | | |
|-----------------------------|---|
| ① Aircraft equipment | ② Aerospace equipment |
| ③ Undersea equipment | ④ Power plant equipment |
| ⑤ Medical equipment | ⑥ Transportation equipment (vehicles, trains, ships, etc.) |
| ⑦ Traffic signal equipment | ⑧ Disaster prevention / crime prevention equipment |
| ⑨ Data-processing equipment | ⑩ Application of similar complexity and/or reliability requirements to the applications listed in the above |

3. They are subject to change or our products in it may be discontinued without advance notice. Please check with our sales representatives or product engineers before ordering. If there are any questions, please contact our sales representatives or product engineers.**4. This data sheet has only typical specifications because there is no space for detailed specifications. Therefore, please approve our product specifications or transact the approval sheet for product specifications before ordering. Especially, please read rating and ⚠CAUTION (for storage, operating, rating, soldering, mounting and handling) in them to prevent smoking and/or burning, etc.****5. You are able to read a detailed specification in the website of Search Engine (<http://search.murata.co.jp/>) or catalog library (<http://www.murata.com/catalog/>) before to require our product specification or to transact the approval sheet for product specification.****6. Please note that unless otherwise specified, we shall assume no responsibility whatsoever for any conflict or dispute that may occur in connection with the effect of our and/or a third party's intellectual property rights and other related rights in consideration of your use of our products and/or information described or contained in our data sheets. In this connection, no representation shall be made to the effect that any third parties are authorized to use the right mentioned above under licenses without our consent.****7. No ozone depleting substances (ODS) under the Montreal Protocol are used in our manufacturing process.**

● This data sheet is applied for CHIP FERRITE BEAD used for General Electronics equipment for your design.



Murata Manufacturing Co., Ltd.

<http://www.murata.com/>

2005.3.4