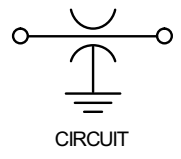
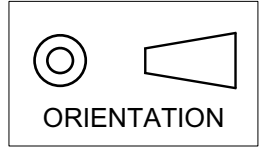


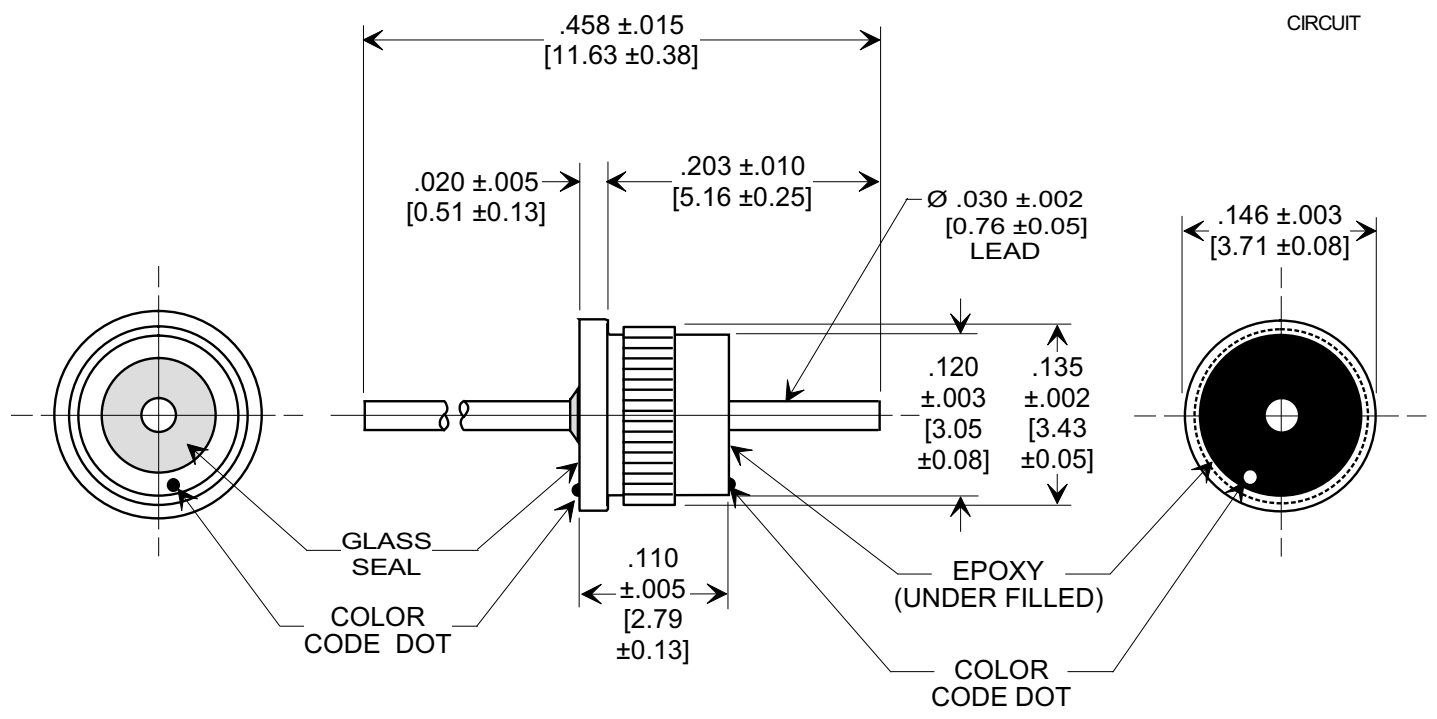
MARKETING SALES DRAWING

DIMENSIONS IN INCHES - DO NOT SCALE THIS DRAWING  
 DIMENSIONS IN METRIC - [ ]

This drawing is the property of Tusonix, Inc., and may not be used, reproduced, published or disclosed to others without expressed authorization by Tusonix Inc.



Electrical Testing  
 per Tusonix standard  
 test plans and Mil-Std-202  
 Test Methods.



NOTES:

1. Operating temperature range: -55°C to +125°C.
2. Gold plated case and lead.
3. Epoxy sealed on opposite end from glass seal.
4. Proper installation requires firm, steady pressure until the flange is fully seated.
5. Recommended mounted hole: .128/.129 [3.25/3.28] dia.
6. Tusonix Standard part number: 4306-681.  
 Tusonix ROHS compliant part number: 4306-681 LF.  
 Customer must specify Standard or ROHS part number when ordering.
7. ROHS compliant part marked with additional green dot for identification.

Cx (pF)	DC WORKING VOLTAGE		DC CURRENT (AMPS)	I.R. MIN.	D.W.V.	COLOR CODE
	85°C	125°C				
5 MAX.	300	200	5	10 G Ω	500 VDC	BLACK BLACK

X-2015 Rev-0 <b>REVISION RECORD</b> Original Release C.O. <b>ECO-652</b>	<b>A</b>	--TOLERANCES-- Unless Otherwise Specified  DECIMAL ±  ANGLES ±	Title	
	<b>PRESS-IN LINE FEED-THRU</b>		Drawn L.E. 04-09-09	Scale 7 X
	<b>TUSONIX</b> TUCSON, ARIZONA		Approved R.L. 04-09-09	
	<b>A</b>	<b>4306-681</b>		