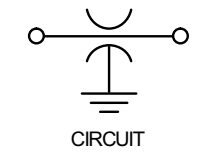
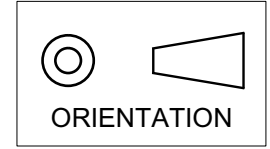


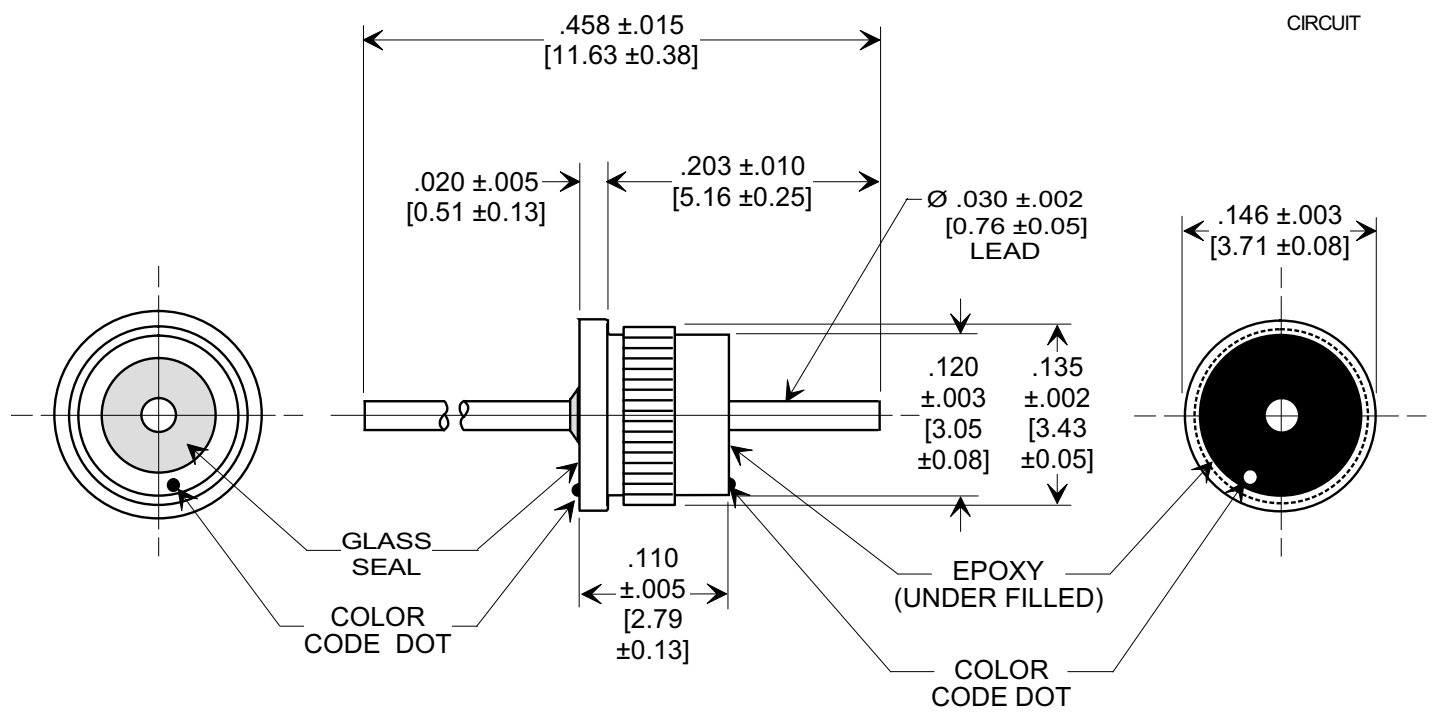
MARKETING SALES DRAWING

DIMENSIONS IN INCHES - DO NOT SCALE THIS DRAWING
 DIMENSIONS IN METRIC - []

This drawing is the property of Tusonix, Inc., and may not be used, reproduced, published or disclosed to others without expressed authorization by Tusonix Inc.



Electrical Testing
 per Tusonix standard
 test plans and Mil-Std-202
 Test Methods.



NOTES:

1. Operating temperature range: -55°C to +125°C.
2. Gold plated case and lead.
3. Epoxy sealed on opposite end from glass seal.
4. Proper installation requires firm, steady pressure until the flange is fully seated.
5. Recommended mounted hole: .128/.129 [3.25/3.28] dia.
6. Tusonix Standard part number: 4306-014.
 Tusonix ROHS compliant part number: 4306-014 LF.
 Customer must specify Standard or ROHS part number when ordering.
7. ROHS compliant part marked with additional green dot for identification.

Cx (pF)	TOL.	DC WORKING VOLTAGE		DC CURRENT (AMPS)	I.R. MIN.	D.W.V.	MIN. NO LOAD INSERTION LOSS (dB) @ 25° C PER MIL-STD-220					COLOR CODE
		85°C	125°C				1 MHz	10 MHz	100 MHz	1GHz	10 GHz	
100	-0% +100%	300	200	5	10 G Ω	500 VDC	---	---	3	20	28	GREEN

X-2015 Rev-0
REVISION RECORD
 Original Release
 C.O. **ECO-637**

--TOLERANCES-- Unless Otherwise Specified		Title PRESS-IN EMI FILTER	
DECIMAL ±		Drawn L.E. 04-08-09	
ANGLES ±		Scale 7 X	
TUSONIX TUCSON, ARIZONA		Approved R.L. 04-08-09	
A		4306-014	