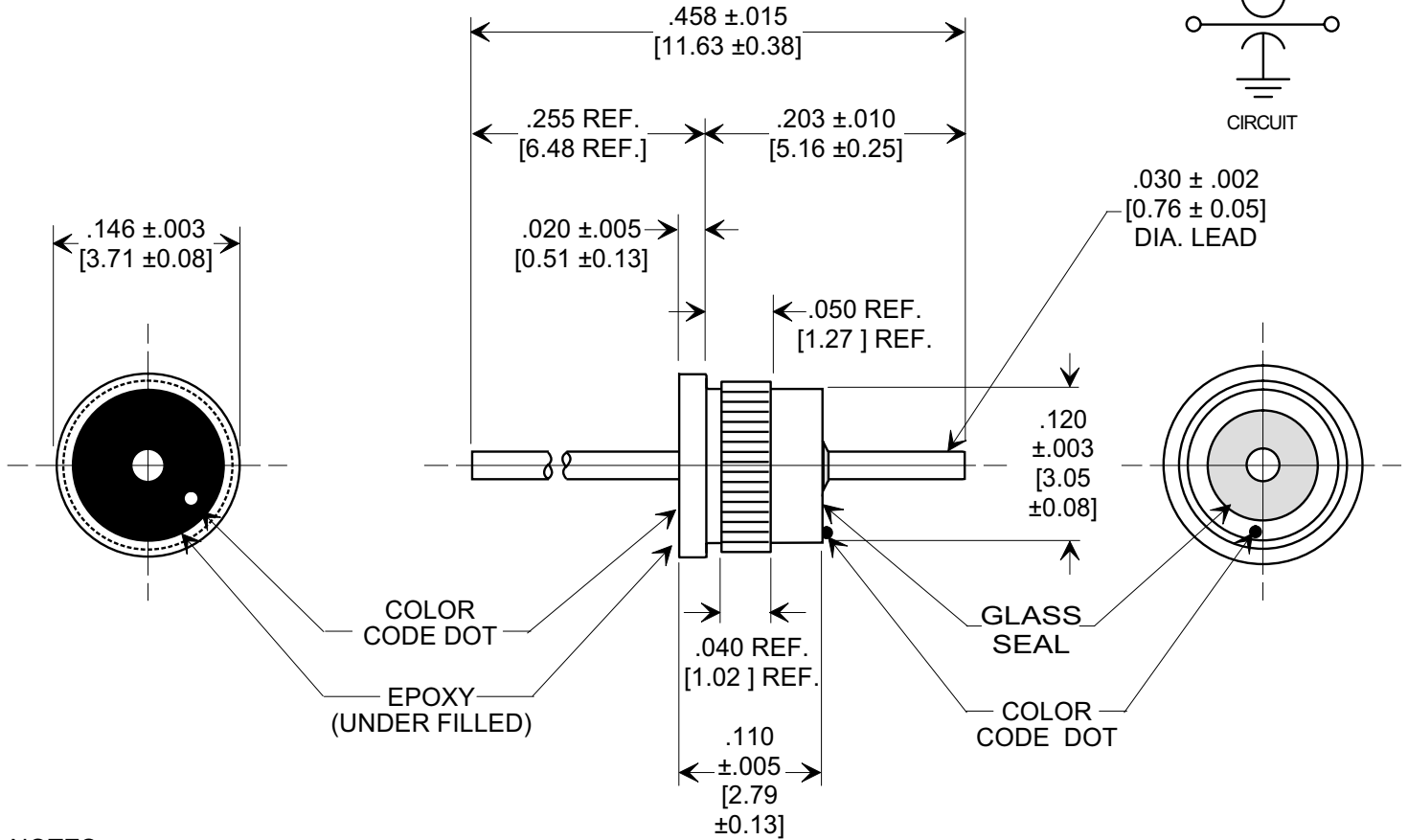
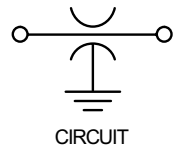
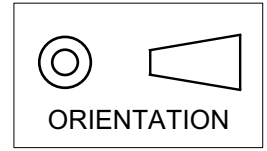


MARKETING SALES DRAWING

DIMENSIONS IN INCHES - DO NOT SCALE THIS DRAWING
DIMENSIONS IN METRIC - []

Electrical Testing
 per Tusonix standard
 test plans and Mil-Std-202
 Test Methods.



NOTES:

1. OPERATING TEMPERATURE RANGE -55° C to +125° C.
2. GOLD PLATED CASE AND LEAD.
3. EPOXY SEALED ON OPPOSITE END FROM GLASS SEAL.
4. PROPER INSTALLATION REQUIRES FIRM, STEADY PRESSURE UNTIL FLANGE IS FULLY SEATED
5. RECOMMENDED MOUNTING HOLE: .128/.129 [3.25/3.28] DIA.
6. TUSONIX STANDARD PART NUMBER: 4306-005.
 TUSONIX RoHS COMPLIANT PART NUMBER: 4306-005 LF.
 CUSTOMER MUST SPECIFY STANDARD OR RoHS PART NUMBER WHEN ORDERING.
7. RoHS COMPLIANT PART MARKED WITH DARK GREEN DOT FOR IDENTIFICATION.

Cx (pF)	TOL.	DC WORKING VOLTAGE		DC CURRENT (AMPS)	I.R. MIN.	D.W.V.	MIN. NO LOAD INSERTION LOSS (dB) @ 25° C PER MIL-STD-220					COLOR CODE
		85°C	125°C				1 MHz	10 MHz	100 MHz	1GHz	10 GHz	
50	+100% - 0%	300	200	5	10 G	500 VDC	---	---	---	10	25	BROWN / BROWN

REVISION RECORD	0	RENUM. & DELETED NOTE 6 & DIM. .075. ADDED DIM. .050 & .040. S.M. 08-04-05	1	20050804-2-03	--TOLERANCES-- Unless Otherwise Specified	Title	
	Original Release C.O. 20050314-4-01				PRESS-IN EMI FILTER		
					DECIMAL ±	Drawn L.E. 03-14-05	Scale 7 X
					ANGLES ±	Approved T.C. 03-14-05	
					TUSONIX TUCSON, ARIZONA	A	4306-005