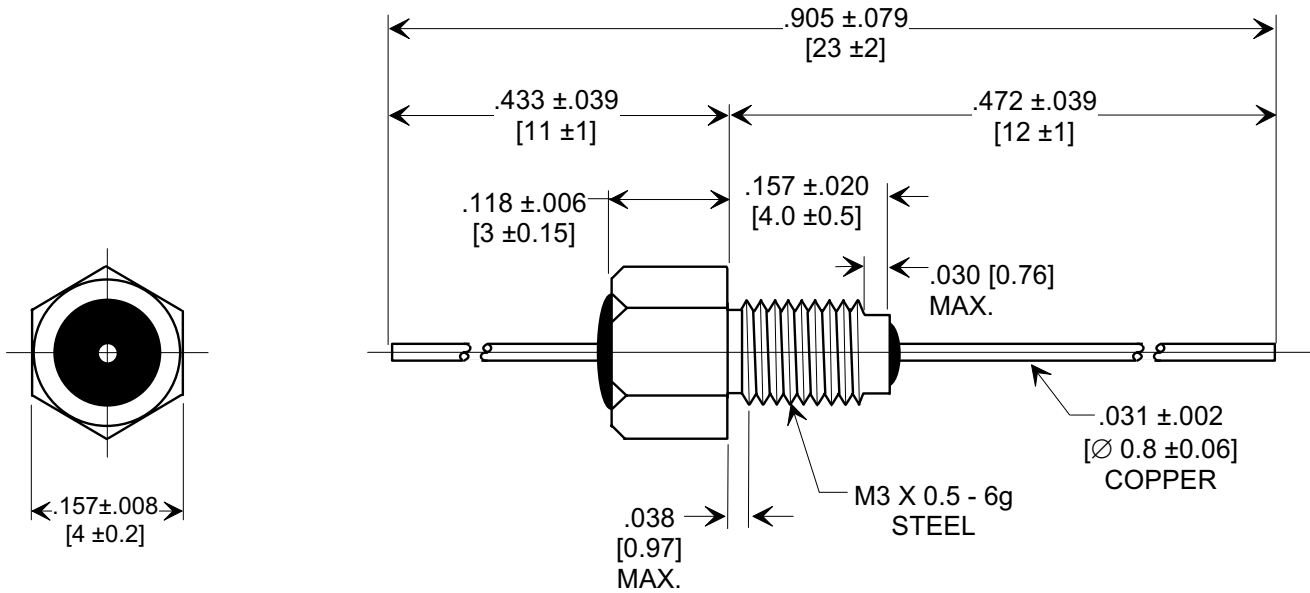
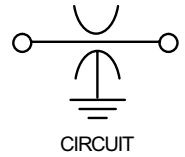
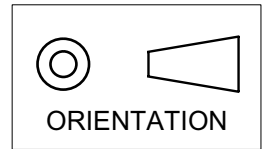


# MARKETING SALES DRAWING

**DIMENSIONS IN INCHES - DO NOT SCALE THIS DRAWING**  
**DIMENSIONS IN METRIC [ ]**

Electrical Testing  
 per Tusonix standard  
 test plans and Mil-Std-202  
 Test Methods.



**NOTES:**

1. TUSONIX STANDARD PART NUMBER: 4400-089.  
 TUSONIX RoHS COMPLIANT PART NUMBER: 4400-089 LF.  
 CUSTOMER MUST SPECIFY STANDARD OR RoHS PART NUMBER WHEN ORDERING.
2. MATERIALS: BUSHING; SILVER PLATED. LEAD; SILVER PLATED.
3. PART MARKING: TRADEMARK AND VARIATION NUMBER ON HEX FLATS.  
 STANDARD PART: BLACK INK. RoHS PART: GREEN INK.
4. OPERATING TEMP. RANGE: -55°C TO +125°C.
5. MAX. RECOMMENDED SOLDERING TEMPERATURE : 260° C.
6. SUPPLIED WITHOUT NUT AND LOCK WASHER.
7. MAX. RECOMMENDED MOUNTING TORQUE : 2.0 Lb. in [ .226 Nm.].

CAP.(pf)	TOLERANCE	DC WORKING VOLTAGE		DC CURRENT (AMPS)	I.R. MIN. @ 100 (VDC)	DWV (VDC)	MIN. NO LOAD INSERTION LOSS (db) @ 25°C PER MIL-STD-220				
		85°C	125 °C				1 MHz	10 MHz	100 MHz	1 GHz	10 GHz
10,000	Z (+80, -20%)	70	50	10	10 G Ω	150	4	21	35	50	60

X-2015 Rev-0 <b>REVISION RECORD</b> Original Release C.O. <b>19980908-3-02</b> ADDED IR. ADDED & REVISED NOTES. S.M. 12-01-05 <b>20051128-1-09</b>	0	1	<b>--TOLERANCES--</b> Unless Otherwise Specified  DECIMAL ± NOTED  ANGLES ±	Title <b>BUSHING STYLE EMI FILTER</b>	
				Drawn S.M. 09-11-98	
				Approved J.Mc. 09-11-98	
				<b>A</b>	<b>4400-089</b>

**TUSONIX**  
 TUCSON, ARIZONA