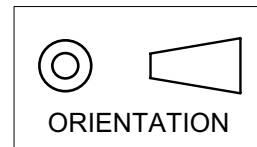
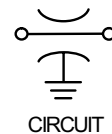
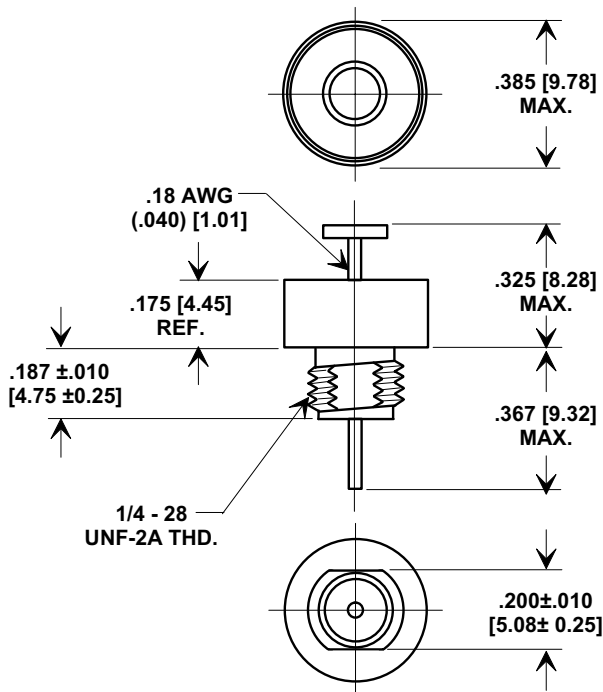


**MARKETING SALES DRAWING**  
**DIMENSIONS IN INCHES - DO NOT SCALE THIS DRAWING**  
**DIMENSIONS IN METRIC - [ ]**

This drawing is the property of Tusonix, Inc., and may not be used, reproduced, published or disclosed to others without expressed authorization by Tusonix Inc.

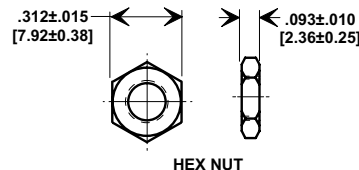
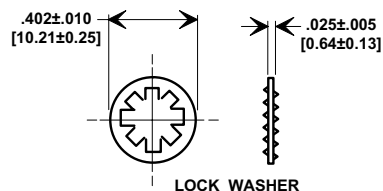


**Electrical Testing**  
**per Tusonix standard**  
**test plans and Mil-Std-202**  
**Test Methods.**



**NOTES:**

- TUSONIX STANDARD PART NUMBER: 4600-000.  
 TUSONIX RoHS COMPLIANT PART NUMBER: 4600-000 LF.  
 CUSTOMER MUST SPECIFY STANDARD OR RoHS PART NUMBER WHEN ORDERING.
- MATERIALS:**  
 BUSHING - TIN PLATED STEEL  
 LEAD FINISH: STANDARD PART: SOLDER PLATED COPPER.  
 RoHS PART: SILVER PLATED COPPER.  
 NUT - TIN PLATED BRASS  
 L"WASHER - TIN PLATED PHOSPHOR BRONZE
- PART MARKING: TRADEMARK AND VARIATION NUMBER.**  
 STANDARD PART: BLACK INK. RoHS PART: GREEN INK.
- MOUNTING TORQUE: 8 lb - ins. max**
- DCR - .01Ω max.
- MAX. SOLDER TEMPERATURE 500°F



MIN. CAP (UF)	DWV (VDC)	I.R. MIN. @ 100 (VDC.)	WORKING VOLTAGE D.C.		CURRENT DC (AMPS)	MIN. NO LOAD INSERTION LOSS (dB) @ 25°C PER MIL-STD-220						TEMP. CHARAC.
			85°C	125°C		30 KHz	100 KHz	300 KHz	1 MHz	10 MHz	1 GHz	
1.4	300	10 G Ω	100	70	15	15	25	34	44	60	70	X7W

<b>REVISION RECORD</b> Original Release C.O. <b>6769</b> METRIC DIMS & NOTES ADDED. E.C. 7-17-92 <b>6789</b> WDC REVISED 100 & 70 WERE 80 & 50. L.E. 10-26-92 <b>6992</b> RDN TO COMP FMT. S.M. 02-14-02 <b>2002013-4-04</b> WORKING VOLTAGE REV'D 100, 70 WERE 80, 50 & TEMP. CHARAC. ADDED <b>20020903-1-01</b> ADDED AND REVISED NOTES. S.M. 09-06-06 <b>20060905-3-01</b>	<b>--TOLERANCES--</b> Unless Otherwise Specified DECIMAL ± ANGLES ±						Title <b>COAXIAL BROADBAND - "C"</b>					
	Drawn S.M. 02-14-02						Scale 2 X					
	Approved T.C. 02-14-02											
	<b>TUSONIX</b> TUCSON, ARIZONA						<b>A</b>					
							<b>4600-000</b>					

X-2015 Rev-0