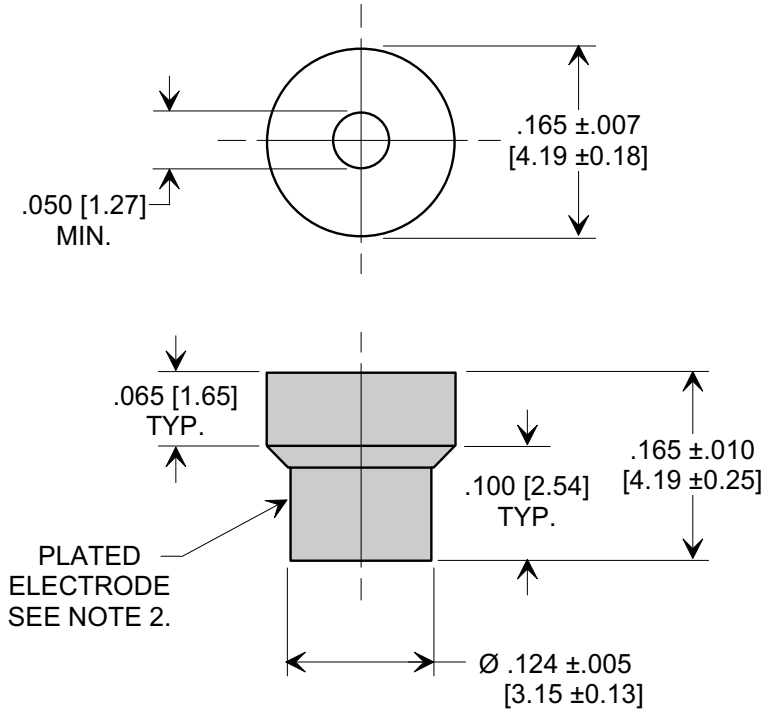
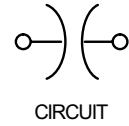
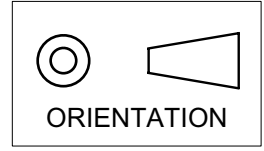


MARKETING SALES DRAWING

DIMENSIONS IN INCHES - DO NOT SCALE THIS DRAWING
DIMENSIONS IN METRIC - []

This drawing is the property of Tusonix, Inc., and may not be used, reproduced, published or disclosed to others without expressed authorization by Tusonix Inc.

Electrical Testing
per Tusonix standard
test plans and Mil-Std-202
Test Methods.



OPERATING INFORMATION

STYLE NO.	2461-000
VALUE	1000 pF
VALUE TOL.	+100 -0%
TEMP. COEF.	X7V
RATING	200VDC +85°C/ 100VDC @ +125°C
OPERATING RANGE	-55°C,+125°C
DWV	600 VDC
I.R. MIN. @ .100 VDC	10 G Ω

NOTES:

- TUSONIX STANDARD PART NUMBER: 2461-000-X7V0-102P
 TUSONIX RoHS COMPLIANT PART NUMBER:
 2461-000-X7V0-102P LF
 CUSTOMER MUST SPECIFY STANDARD OR RoHS PART NUMBER WHEN ORDERING.
- ELECTRODE FINISH: STANDARD PART #: 60/40 SOLDER PLATED.
 RoHS PART #: MATTE TIN PLATED.
- PART MARKING: STANDARD PART: NO MARKING.
 RoHS PART: MARKING ON PACKAGING ONLY.

X-2015 Rev-0

REVISION RECORD Original Release C.O. 20060330-2-01 ADDED NOTES: S.M. 04-19-06 20060417-4-02 REVISED RATING: S.M. 08-01-06 20060728-4-07	--TOLERANCES-- Unless Otherwise Specified		Title SHOULDER FEED-THRU	
	DECIMAL ± .015 [0.38]			
	ANGLES ±		Drawn S.M. 03-30-06	Scale 6 X
	TUSONIX TUCSON, ARIZONA		Approved T.C. 03-30-06	
		A	2461-000-X7V0-102P	