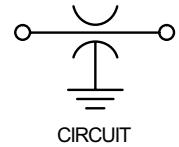
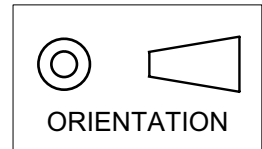
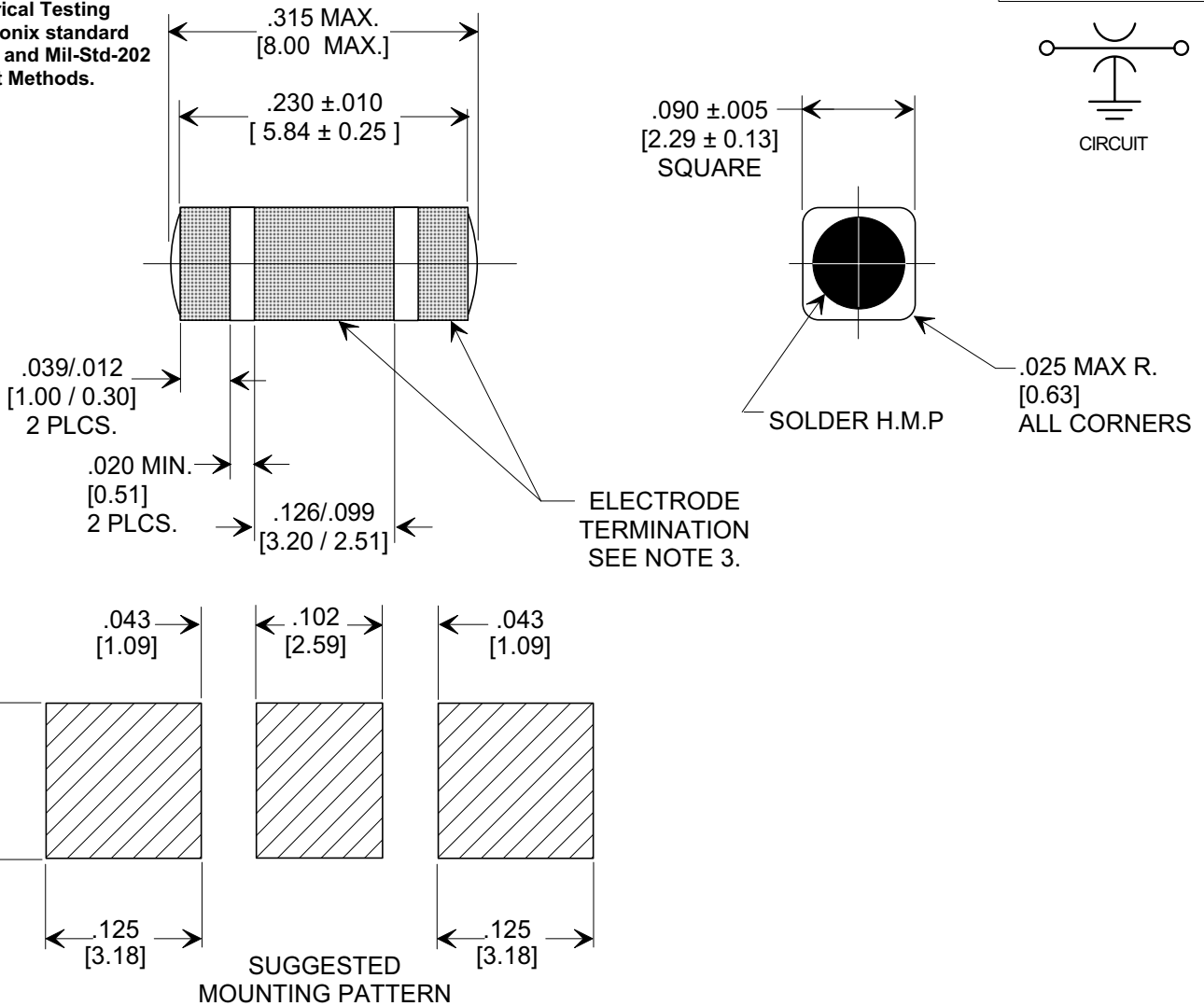


This drawing is the property of Tusonix, Inc., and may not be used, reproduced, published or disclosed to others without expressed authorization by Tusonix Inc.

MARKETING SALES DRAWING
 DIMENSIONS IN INCHES - DO NOT SCALE THIS DRAWING
 DIMENSIONS IN METRIC []



Electrical Testing
 per Tusonix standard
 test plans and Mil-Std-202
 Test Methods.



NOTES:

- PACKAGE: BULK OR BLISTER TAPE TO IEC-60286-3 TYPE II AND EIA-481-A.
- TUSONIX STANDARD PART NUMBER: 4702-005.
 TUSONIX RoHS COMPLIANT PART NUMBER: 4702-005 LF.
 CUSTOMER MUST SPECIFY STANDARD OR RoHS PART NUMBER WHEN ORDERING.
- ELECTRODE TERMINATION: STANDARD PART #: 60/40 SOLDER PLATED. RoHS PART #: MATTE TIN.
- PART MARKING: STANDARD PART: NO MARKING. RoHS PART: LABELED ON PACKAGING ONLY.

| CAP. | TOLERANCE | WVDC | | TEST VOLTAGE | I.R. MIN. @ 100 (VDC.) | I _{DC} | TYPICAL NO LOAD INSERTION LOSS dB AT 25°C PER MIL-STD-220 | | |
|---------|-------------|------|-------|--------------|------------------------|-----------------|---|---------|-------|
| | | 85°C | 125°C | | | | 10 MHZ | 100 MHZ | 1 GHZ |
| 4000 pF | +80% / -20% | 100 | ---- | 300 VDC | 10 G Ω | 20 A | 15 | 30 | 45 |

X-2015 Rev-0

| | | | | |
|-----------------|-----------------------------------|---|--|---|
| REVISION RECORD | Original Release C.O. | 5 ADDED PROPERTY NOTE. DELETED NOTE 1 & RENUM. DELETED ELE. TERMINATION. S.M. 03-12-07 6 20050629-1-04 20070301-1-17 | --TOLERANCES-- Unless Otherwise Specified | Title SURFACE MOUNT SQUARE STYLE "C" FILTER 20 AMPS |
| | ADDED NOTES 3-5. S.M. 07-01-05 | | DECIMAL ± .005 [0.13] | |
| | Original Release C.O. | | ANGLES ± | Approved B.M. 03-01-02 A |
| | ADDED NOTES 3-5. S.M. 07-01-05 | | Original Release C.O. | |