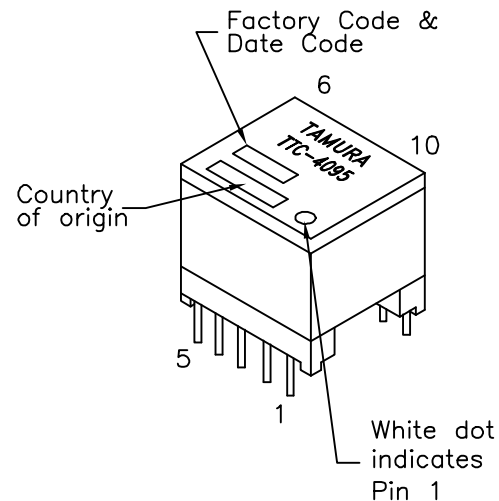
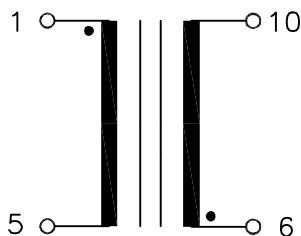


A. Electrical Specifications (@ 25 °C)

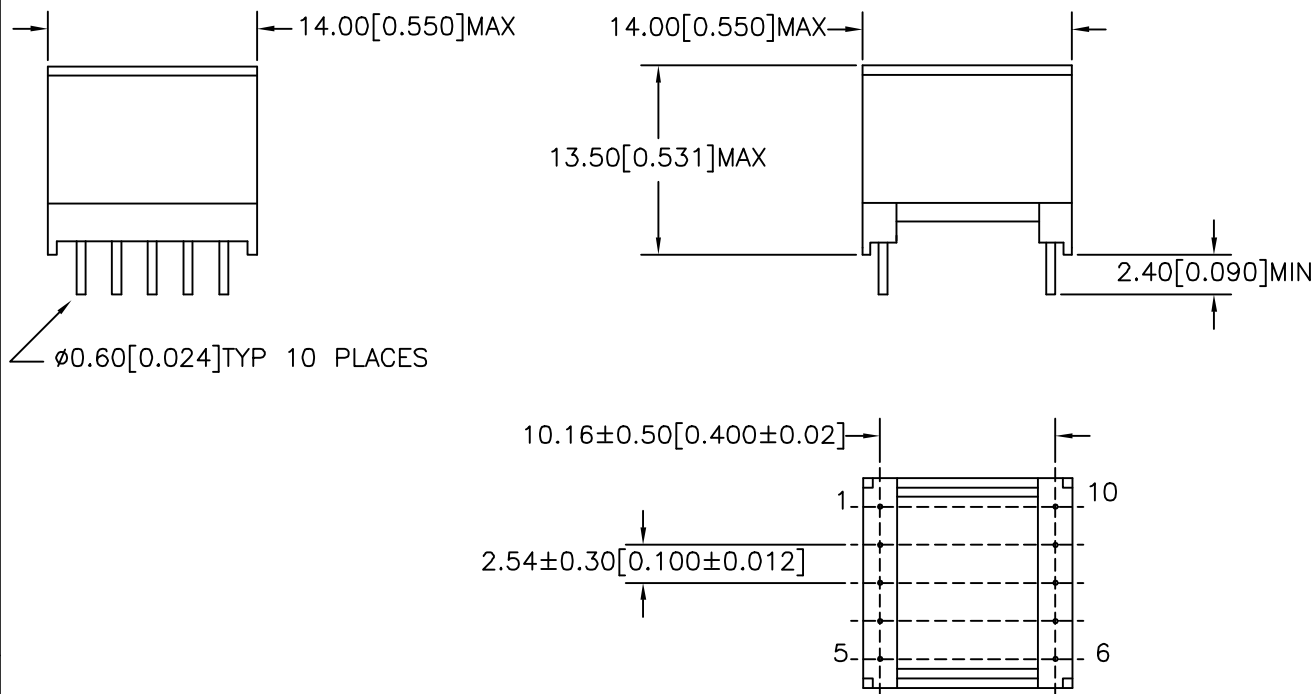
1. Primary Open Circuit Inductance; 7.0mH ±7% @ 10KHz, 0.1Vrms, 100mA DC Measured (1-5)
2. DC Resistance; (1-5)=8.5Ω MAX  
(10-6)=8.5Ω MAX
3. Turns Ratio; (1-5):(10-6)=1:1.00±2%
4. Dielectric Strength; 1875Vrms 1 second @ Wdg. to Wdg.

B. Marking; TTC-4095, TAMURA, date code and country of origin

C. Schematic;



D. Mechanical Specifications;



PREPARED BY:

D. Rund

ENGINEER:

M. Pitchai

QUALITY CONTROL:

D. Kelley

APPROVED:

J. Coleman

DWG CONTROL NO.  
P-A1-12822  
ACAD\TTC\A1128221.DWG

REV  
PRE

COMMON MODE  
CHOKE

**TAMURA CORPORATION OF AMERICA**  
43352 BUSINESS PARK DRIVE, TEMECULA, CA. 92590-6624  
(909) 699-1270 FAX 9096769482

**TTC-4095**

MODEL SPECIFICATION

DIM: mm(in) SCL: 2/1 SH: 1 OF 1

PROPRIETARY NOTICE: THIS DRAWING PRINT OR DOCUMENT AND SUBJECT MATTER DISCLOSED HEREIN ARE PROPRIETARY ITEMS TO WHICH TAMURA RETAINS THE EXCLUSIVE RIGHT OF DISSEMINATION, REPRODUCTION, MANUFACTURE AND SALE. THIS DRAWING, PRINT OR DOCUMENT IS SUBMITTED IN CONFIDENCE FOR CONSIDERATION BY THE RECIPIENT ALONE UNLESS PERMISSION FOR FURTHER DISCLOSURE IS EXPRESSLY GRANTED IN WRITING.