

		S P E C I F I C A T I O N (R E V I S I O N S)		T Y P E U U 9 L F B	
MARKING	DATE	REQUEST No.	REVISIONS	CLIENT	
△	22nd, Apr., 2005	PG05-D158-2	MARKER CHANGED : RoHS COMPLIANCE←LEAD FREE(P. 2/4)	CRD	ZENGYUNXIA

NOTE :

THIS SPECIFICATION IS SUBJECT TO CHANGE WITHOUT NOTICE FOR
IMPROVEMENT. IT IS REQUESTED THAT CONFIRMATION IS MADE WHEN ORDERING

SPEC. NO.

S - 0 7 4 - 6 4 1 3
1 / 4



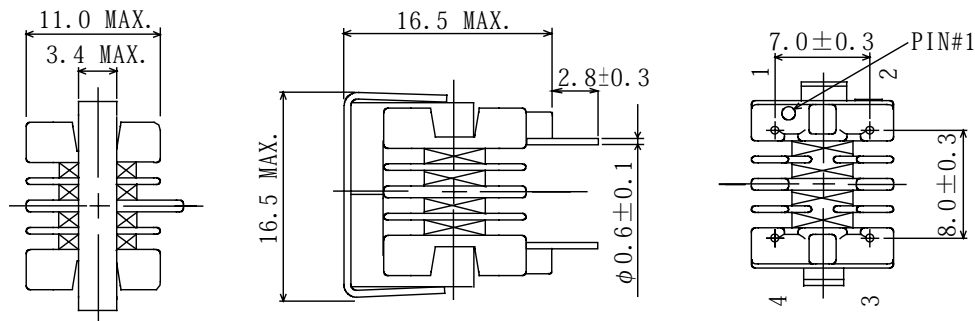
SPECIFICATION

TYPE
UU9LFB

1. SCOPE AND GENERAL STIPULATIONS REF. TO S-074-1510.

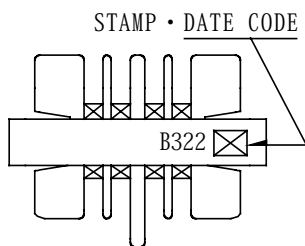
2. APPEARANCE

2-1. DIMENSION (mm)



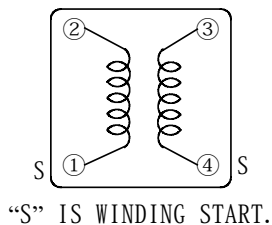
- * DIMENSION DOES NOT INCLUDE SOLDER USED ON COIL.
- * PIN PITCH SHALL BE MEASURED AT THE ROOT OR TERMINAL.

2-2. STAMP(E. G.)



3. COIL SPECIFICATION

3-1. CONNECTION (BOTTOM VIEW)



- * WINDING TURNS:APPROX,WINDING RATIO:FIX.



RoHS

compliance
Cd:Max.0.01wt%
others:Max.0.1wt%

MADE : 6 t h , O c t . , 2 0 0 4			PART NAME	REF. TO ELECTRICAL CHARACTERISTICS	
CHK.	CHK.	DRG.	SUMIDA CODE	1 3 2 6	
LIU YUEJIANG	LIU YONGQIANG	FENG NENG ZL	SAMPLE NO.	1326-T010~1326-T014	
			FIRST ISSUE		
			SPEC. NO.		S - 0 7 4 - 6 4 1 3
					2 / 4



S P E C I F I C A T I O N

T Y P E U U 9 L F B

3-2. ELECTRICAL CHARACTERISTICS

NO.	PART NO.	STAMP	INDUCTANCE [MIN.](mH) (1-2)OR(4-3) (at 1kHz)※ 1	DIFFERENCE OF INDUCTANCE [MAX.] [μ H]	D. C. R. [MAX.](Ω) (1-2)OR(4-3) (at 20°C)※ 1	ALLOWABLE CURRENT BETWEEN(1-4) [(2-3)SHORTED] (mA)※ 2	SUMIDA CODE
01	UU9LFBNP-B322	B322	3.2(6.3)	150	1.66(1.28)	360	
02	UU9LFBNP-B502	B502	5.0(10.0)	200	2.81(2.16)	260	
03	UU9LFBNP-B902	B902	9.0(18.0)	360	5.0(3.9)	180	
04	UU9LFBNP-B163	B163	16.5(33.0)	440	7.0(5.6)	160	
05	UU9LFBNP-B283	B283	28(56)	700	13.0(10.0)	130	

※ 1 () IS TYPICAL VALUE.

※ 2 ALLOWABLE CURRENT:D.C. CURRENT WHEN TEMPERATURE OF COIL INCREASED UP TO 40°C. (Ta=20°C)

NOTE :

SPEC. NO.

S - 0 7 4 - 6 4 1 3

3 / 4



SPECIFICATION

TYPE UU9LFB

4. GENERAL CHARACTERISTICS

- 4-1. STORAGE TEMPERATURE RANGE $-40^{\circ}\text{C} \sim +100^{\circ}\text{C}$
- 4-2. OPERATING TEMPERATURE RANGE $-40^{\circ}\text{C} \sim +100^{\circ}\text{C}$ (INCLUDING SELF TEMPERATURE RISE)
- 4-3. EXTERNAL APPEARANCE NO EXTERNAL DEFECTS CAN BE FOUND IN THE VISUAL INSPECTION.
- 4-4. TERMINAL STRENGTH NO DISTINGUISHED TERMINAL PEELING OFF OR WIRE BROKEN SHOULD BE FOUND AFTER EACH OF THE TERMINAL IS APPLIED WITH STATIC PULLING FORCE OF 5.0N FOR 60 ± 5 SECONDS.
- 4-5. HEAT RESISTANCE NO DISTINGUISHED STRUCTURE AND ELECTRIC DEFECTS SHOULD BE FOUND AFTER $1.5 \pm 0.5\text{mm}$ HIGH BOTTOM OF ALL THE TERMINALS ARE IMMERSSED IN THE MELTED SOLDER OF $270 \pm 5^{\circ}\text{C}$ FOR 5 ± 0.5 SECONDS.
- 4-6. INSULATING RESISTANCE THE INSULATION RESISTANCE SHOULD BE OVER $500\text{M}\Omega$ WHEN 500V DC IS APPLIED TO COIL-COIL AND COIL-CORE, MEANWHILE NO STRUCTURE AND ELECTRIC DEFECTS SHOULD BE FOUND IN 1 MINUTE. NO DAMAGE TO THE INSULATION SHOULD BE FOUND AFTER AC $2000\text{V}_{\text{rms}}$ (50Hz/60Hz) IS APPLIED TO COIL-COIL AND COIL-CORE, MEANWHILE NO STRUCTURE AND ELECTRIC DEFECTS SHOULD BE FOUND IN 1 MINUTE.
- 4-7. VIBRATION TEST INDUCTANCE DEVIATION IS WITHIN $\pm 3.0\%$ AFTER 1 HOUR SWEEPING VIBRATION IN EACH THREE DIRECTIONS, NAMELY, FORWARD AND BACKWARD, UP AND DOWN, RIGHT AND LEFT. THE FREQUENCY IS $10 \sim 55 \sim 10\text{Hz}$ AND THE AMPLITUDE OF 1 MINUTE CYCLE IS 1.5mm PP .
- 4-8. SHOCK TEST INDUCTANCE DEVIATION IS WITHIN $\pm 3.0\%$ AFTER THE TEST WITH GUM-BLOCK SHOCK TESTING MACHINE, ONCE IN EACH OF THE THREE PERPENDICULAR AXIS DIRECTIONS. THE SHOCK ACCELERATION IS 981m/s^2 .
- 4-9. HUMIDITY TEST INDUCTANCE DEVIATION IS WITHIN $\pm 5.0\%$ AFTER 96 ± 4 HOURS TEST UNDER THE CONDITION OF RELATIVE HUMIDITY OF $90 \sim 95\%$ AND TEMPERATURE OF $40 \pm 2^{\circ}\text{C}$, AND 1 HOUR STORAGE UNDER ROOM AMBIENT CONDITIONS AFTER THE DEVICE IS WIPED WITH DRY CLOTH.

5. NOTE

- * THE COIL SHOULD BE HANDLED ONE BY ONE FROM THE PACKING BOX WHEN ASSEMBLED TO P.C.B. TO PREVENT THE WIRE BREAKING FOR THE WIRE EXPOSED TO THE AIR, AND KEEP THE COIL NOT TOUCHING THE OTHER PARTS.
- * CLEARANCE DISTANCE $\geq 3.2\text{mm}$.
- * CREEPING DISTANCE $\geq 3.2\text{mm}$.
- * LINEFILTER IS SATISFIED WITH STANDARD UL1950.

NOTE :

SPEC. NO.

S-074-6413

4 / 4