

EMC Components

HF Series

Common-Mode Choke Coils for AC Power Supply Closed Magnetic Circuit, High Impedance

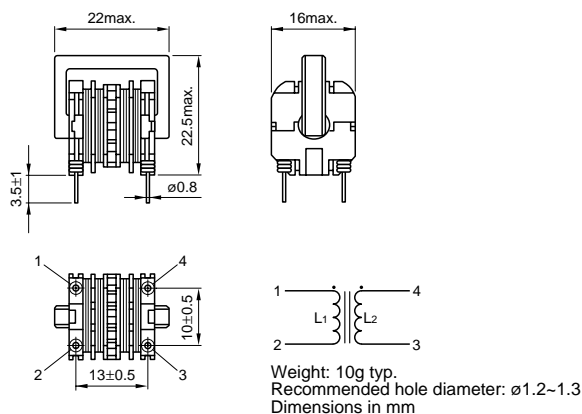
FEATURES

Comprising double-square closed magnetic circuit ferrite cores and windings on partitioned bobbins, these common-mode choke coils are useful for noise suppression. With the small size and high impedance that the use of closed magnetic circuit cores enables, their benefits include compactness, high impedance at high frequencies, and minimal flux leakage.

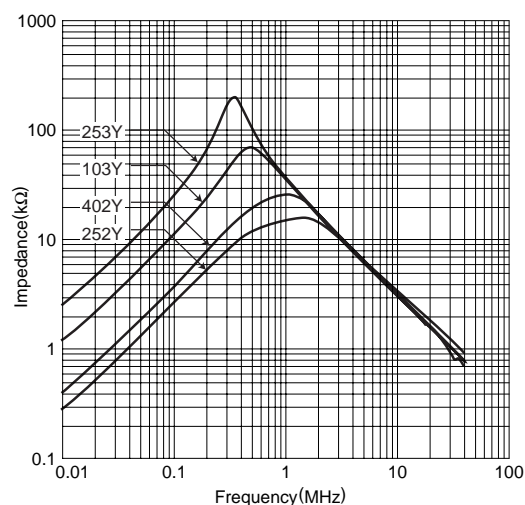


HF2022R TYPE

SHAPES AND DIMENSIONS/CIRCUIT DIAGRAM



TYPICAL ELECTRICAL CHARACTERISTICS IMPEDANCE vs. FREQUENCY CHARACTERISTICS



ELECTRICAL CHARACTERISTICS

Part No.	Inductance (mH)min.	L1-L2 inductance difference (μ H)max.	DC resistance (Ω)max.	Rated current Iac (A)max.
HF2022R-333Y0R3-01	33	700	4.2	0.3
HF2022R-253Y0R4-01	25	500	2.9	0.4
HF2022R-183Y0R5-01	18	350	2	0.5
HF2022R-103Y0R7-01	10	200	1.1	0.7
HF2022R-682Y0R8-01	6.8	150	0.9	0.8
HF2022R-402Y1R0-01	4	100	0.5	1
HF2022R-252Y1R3-01	2.5	50	0.3	1.3
HF2022R-202Y1R5-01	2	50	0.2	1.5
HF2022R-102Y2R0-01	1	50	0.2	2

EMC Components

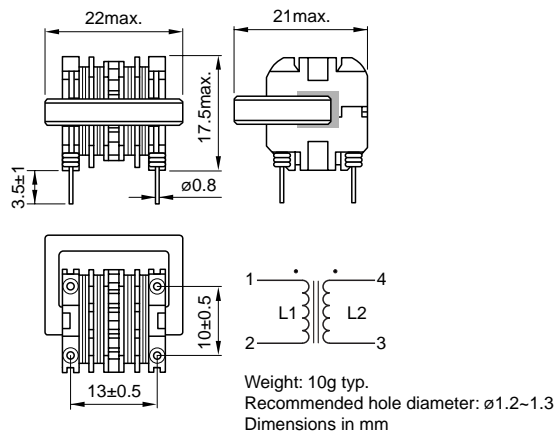
HF Series

Common-Mode Choke Coils for AC Power Supply
Closed Magnetic Circuit, High Impedance

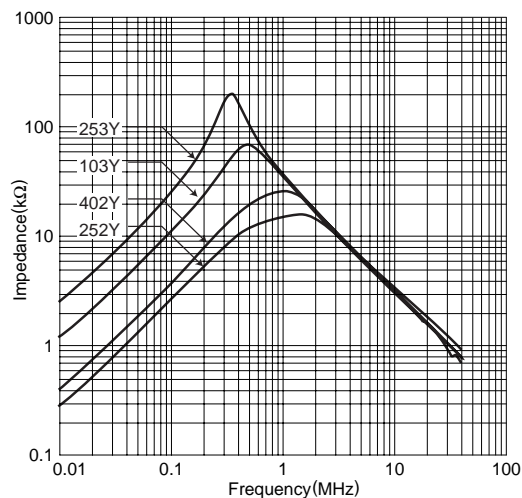
HF2018R TYPE

These coils incorporate square closed magnetic circuit ferrite cores and windings on partitioned bobbins to provide compactness, high impedance, and other benefits.

SHAPES AND DIMENSIONS/CIRCUIT DIAGRAM



TYPICAL ELECTRICAL CHARACTERISTICS IMPEDANCE vs. FREQUENCY CHARACTERISTICS



ELECTRICAL CHARACTERISTICS

Part No.	Inductance (mH)min.	L1-L2 inductance difference (μ H)max.	DC resistance (Ω)max.	Rated current Iac (A)max.
HF2018R-333Y0R3-01	33	700	4.2	0.3
HF2018R-253Y0R4-01	25	500	2.9	0.4
HF2018R-183Y0R5-01	18	350	2	0.5
HF2018R-103Y0R7-01	10	200	1.1	0.7
HF2018R-682Y0R8-01	6.8	150	0.9	0.8
HF2018R-402Y1R0-01	4	100	0.5	1
HF2018R-252Y1R3-01	2.5	50	0.3	1.3
HF2018R-202Y1R5-01	2	50	0.2	1.5
HF2018R-102Y2R0-01	1	50	0.2	2

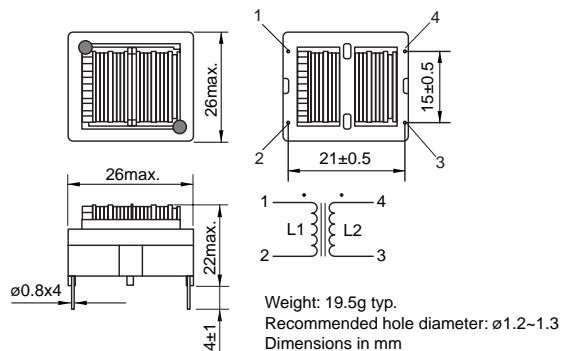
EMC Components

HF Series

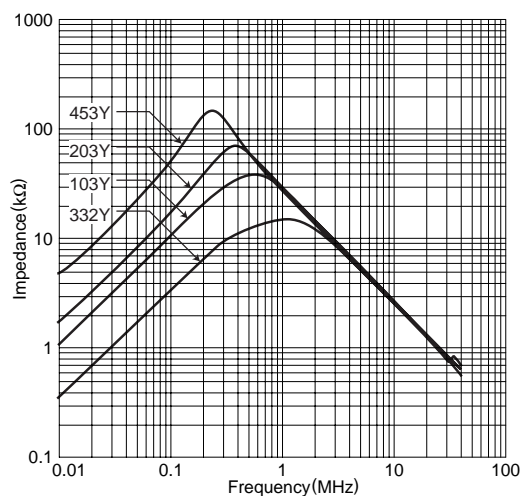
Common-Mode Choke Coils for AC Power Supply
Closed Magnetic Circuit, High Impedance

HF2422 TYPE

SHAPES AND DIMENSIONS/CIRCUIT DIAGRAM



TYPICAL ELECTRICAL CHARACTERISTICS IMPEDANCE vs. FREQUENCY CHARACTERISTICS

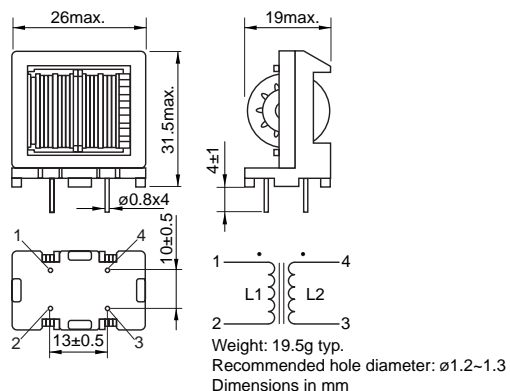


ELECTRICAL CHARACTERISTICS

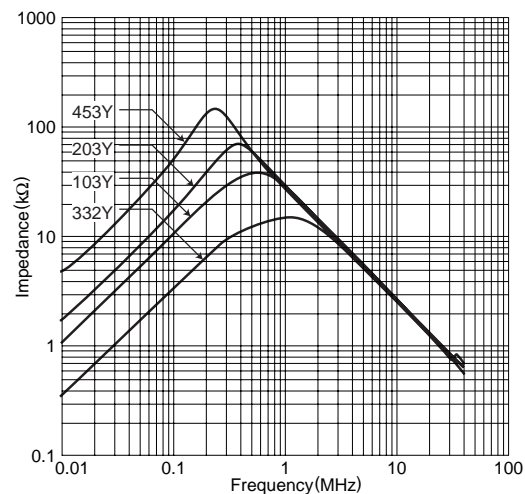
Part No.	Inductance (mH)min.	L1-L2 inductance difference (μ H)max.	DC resistance (Ω)max.	Rated current Iac (A)max.
HF2422-683Y0R4-T01	68	700	2.3	0.4
HF2422-453Y0R5-T01	45	600	1.65	0.5
HF2422-333Y0R6-T01	33	500	1.2	0.6
HF2422-253Y0R8-T01	25	400	0.88	0.8
HF2422-203Y1R0-T01	20	350	0.64	1
HF2422-103Y1R2-T01	10	250	0.38	1.2
HF2422-452Y1R5-T01	4.5	150	0.19	1.5
HF2422-392Y1R8-T01	3.9	150	0.15	1.8
HF2422-332Y2R0-T01	3.3	100	0.11	2
HF2422-242Y2R5-T01	2.4	90	0.09	2.5

HF2430 TYPE

SHAPES AND DIMENSIONS/CIRCUIT DIAGRAM



TYPICAL ELECTRICAL CHARACTERISTICS IMPEDANCE vs. FREQUENCY CHARACTERISTICS



ELECTRICAL CHARACTERISTICS

Part No.	Inductance (mH)min.	L1-L2 inductance difference (μ H)max.	DC resistance (Ω)max.	Rated current Iac (A)max.
HF2430-683Y0R4-T01	68	700	2.3	0.4
HF2430-453Y0R5-T01	45	600	1.65	0.5
HF2430-333Y0R6-T01	33	500	1.2	0.6
HF2430-253Y0R8-T01	25	400	0.88	0.8
HF2430-203Y1R0-T01	20	350	0.64	1
HF2430-103Y1R2-T01	10	250	0.38	1.2
HF2430-452Y1R5-T01	4.5	150	0.19	1.5
HF2430-392Y1R8-T01	3.9	150	0.15	1.8
HF2430-332Y2R0-T01	3.3	100	0.11	2
HF2430-242Y2R5-T01	2.4	90	0.09	2.5

Specifications which provide more details for the proper and safe use of the described product are available upon request.
All specifications are subject to change without notice.



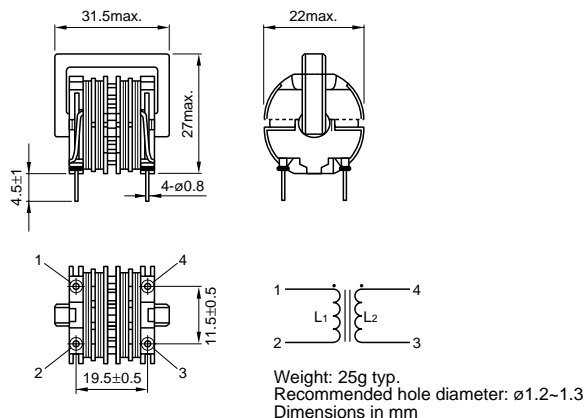
EMC Components

HF Series

Common-Mode Choke Coils for AC Power Supply
Closed Magnetic Circuit, High Impedance

HF2827 TYPE

SHAPES AND DIMENSIONS/CIRCUIT DIAGRAM

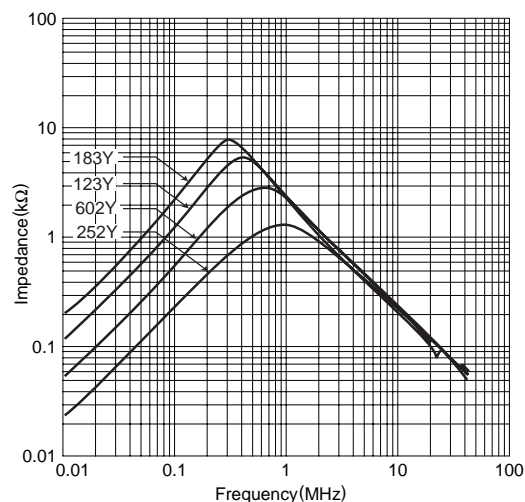


ELECTRICAL CHARACTERISTICS

Part No.	Inductance (mH)min.	L1-L2 inductance difference (μH)max.	DC resistance (Ω)max.	Rated current Iac (A)max.
HF2827-303Y0R9-01	30	600	0.8	0.9
HF2827-183Y1R0-01	18	500	0.5	1
HF2827-123Y1R5-01	12	350	0.4	1.5
HF2827-602Y2R0-01	6	200	0.16	2
HF2827-442Y2R5-01	4.4	150	0.12	2.5
HF2827-252Y3R0-01	2.5	100	0.1	3

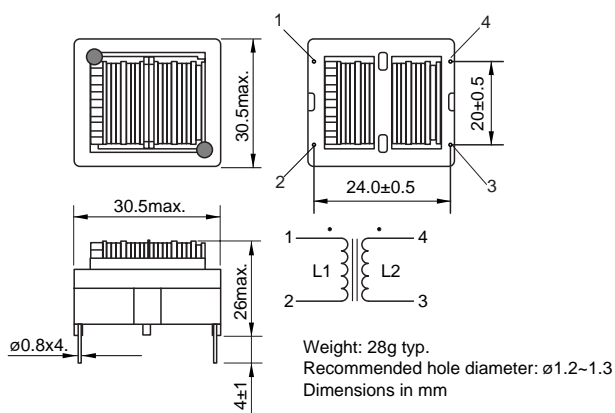


TYPICAL ELECTRICAL CHARACTERISTICS IMPEDANCE vs. FREQUENCY CHARACTERISTICS



HF2826 TYPE

SHAPES AND DIMENSIONS/CIRCUIT DIAGRAM

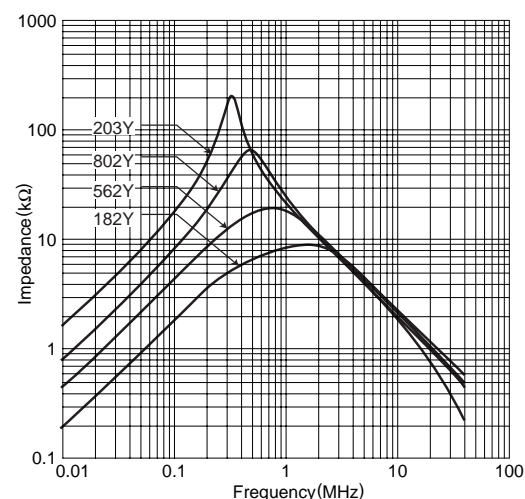


ELECTRICAL CHARACTERISTICS

Part No.	Inductance (mH)min.	L1-L2 inductance difference (μH)max.	DC resistance (Ω)max.	Rated current Iac (A)max.
HF2826-353Y1R0-T01	35	650	0.78	1
HF2826-253Y1R2-T01	25	500	0.56	1.2
HF2826-203Y1R5-T01	20	400	0.41	1.5
HF2826-123Y1R8-T01	12	300	0.27	1.8
HF2826-802Y2R0-T01	8	200	0.18	2
HF2826-562Y2R5-T01	5.6	150	0.13	2.5
HF2826-472Y2R8-T01	4.7	150	0.1	2.8
HF2826-332Y3R0-T01	3.3	100	0.088	3
HF2826-182Y4R0-T01	1.8	40	0.05	4



TYPICAL ELECTRICAL CHARACTERISTICS IMPEDANCE vs. FREQUENCY CHARACTERISTICS



⚠ Specifications which provide more details for the proper and safe use of the described product are available upon request.
All specifications are subject to change without notice.



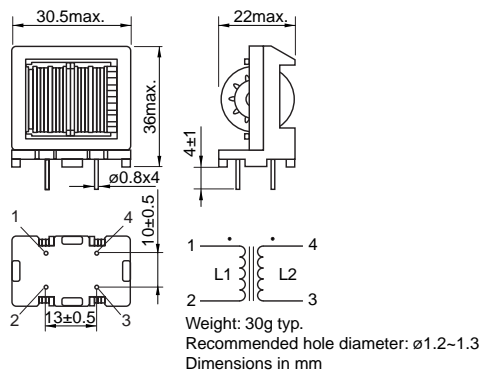
EMC Components

HF Series

Common-Mode Choke Coils for AC Power Supply
Closed Magnetic Circuit, High Impedance

HF2836 TYPE

SHAPES AND DIMENSIONS/CIRCUIT DIAGRAM

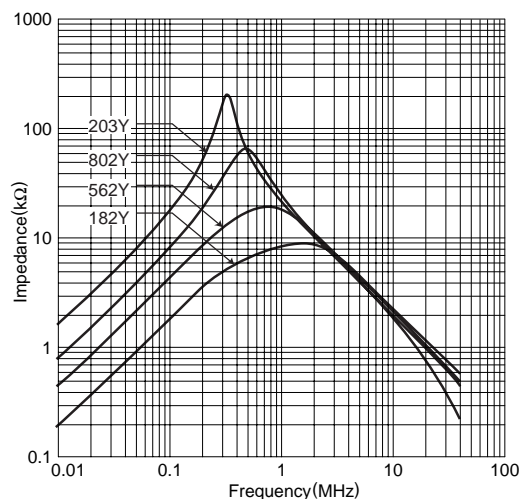


ELECTRICAL CHARACTERISTICS

Part No.	Inductance (mH)min.	L1-L2 inductance difference (μ H)max.	DC resistance (Ω)max.	Rated current Iac (A)max.
HF2836-353Y1R0-T01	35	650	0.78	1
HF2836-253Y1R2-T01	25	500	0.56	1.2
HF2836-203Y1R5-T01	20	400	0.41	1.5
HF2836-123Y1R8-T01	12	300	0.27	1.8
HF2836-802Y2R0-T01	8	200	0.18	2
HF2836-562Y2R5-T01	5.6	150	0.13	2.5
HF2836-472Y2R8-T01	4.7	150	0.1	2.8
HF2836-332Y3R0-T01	3.3	100	0.088	3
HF2836-182Y4R0-T01	1.8	40	0.05	4

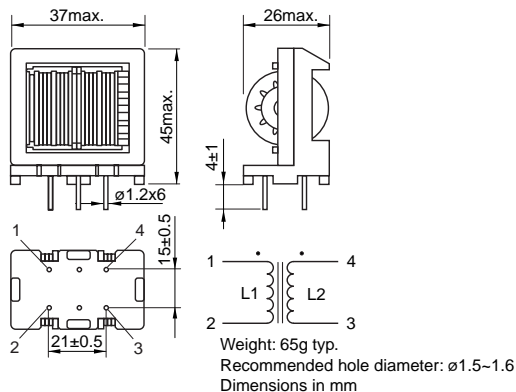


TYPICAL ELECTRICAL CHARACTERISTICS IMPEDANCE vs. FREQUENCY CHARACTERISTICS



HF3545 TYPE

SHAPES AND DIMENSIONS/CIRCUIT DIAGRAM

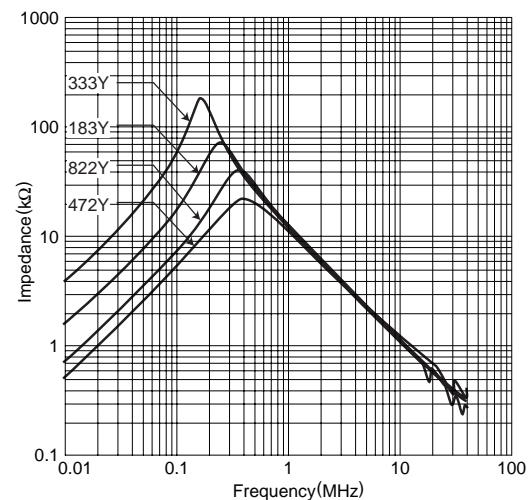


ELECTRICAL CHARACTERISTICS

Part No.	Inductance (mH)min.	L1-L2 inductance difference (μ H)max.	DC resistance (Ω)max.	Rated current Iac (A)max.
HF3545-333Y1R5-T01	33	900	0.42	1.5
HF3545-223Y1R8-T01	22	700	0.29	1.8
HF3545-183Y2R0-T01	18	500	0.23	2
HF3545-153Y2R2-T01	15	450	0.21	2.2
HF3545-123Y2R5-T01	12	350	0.17	2.5
HF3545-103Y2R7-T01	10	300	0.13	2.7
HF3545-822Y3R0-T01	8.2	300	0.105	3
HF3545-562Y3R5-T01	5.6	250	0.077	3.5
HF3545-472Y4R0-T01	4.7	200	0.062	4



TYPICAL ELECTRICAL CHARACTERISTICS IMPEDANCE vs. FREQUENCY CHARACTERISTICS



Specifications which provide more details for the proper and safe use of the described product are available upon request.
All specifications are subject to change without notice.