

Common Mode Filters(SMD) For High-speed Differential Signal Line

Conformity to RoHS Directive

MCZ Series MCZ1210AH Type

FEATURES

- Compact sized multilayer common mode filter.
- By providing wide bandwidth for differential mode, this product has almost no effect for high-speed differential signals and can suppress the radiated emission.

APPLICATIONS

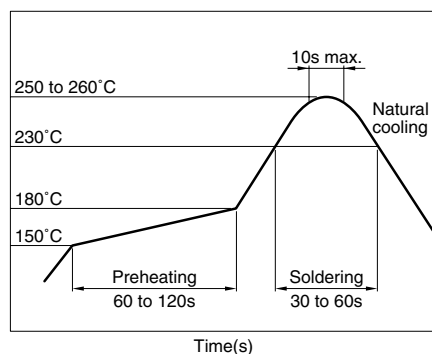
- High speed interface(LVDS and USB2.0) in electronics devices.
- Digital cellular phones, PCs, DSCs, portable game machines, etc.

PRODUCT IDENTIFICATION

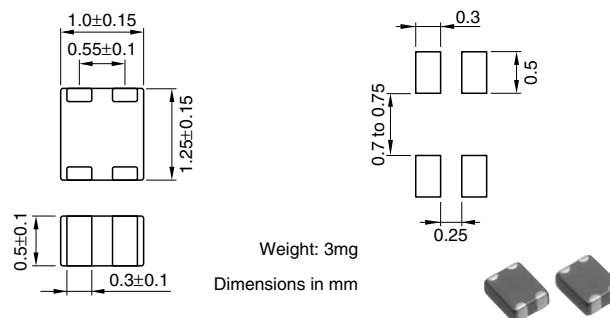
MCZ	1210	AH	360	T
(1)	(2)	(3)	(4)	(5)

- (1) Series name
 (2) Dimensions L×W
 (3) Product identification number
 (4) Impedance[at 100MHz]
 360: 36Ω
 (5) Packaging style
 T: Taping

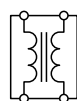
RECOMMENDED SOLDERING CONDITION REFLOW SOLDERING



SHAPES AND DIMENSIONS/RECOMMENDED PC BOARD PATTERNS



CIRCUIT DIAGRAMS



- No polarity

TEMPERATURE RANGE

Operating	-25 to +85°C
-----------	--------------

PACKAGING STYLE AND QUANTITIES

Packaging style	Quantity
Taping	4000 pieces/reel

HANDLING AND PRECAUTIONS

- Before soldering, be sure to preheat components. The preheating temperature should be set so that the temperature difference between the solder temperature and product temperature does not exceed 150°C.
- After mounting components onto the printed circuit board, do not apply stress through board bending or mishandling.
- Do not expose the inductors to stray magnetic fields.
- Avoid static electricity discharge during handling.
- When hand soldering, apply the soldering iron to the printed circuit board only. Temperature of the iron tip should not exceed 350°C. Soldering time should not exceed 3 seconds.
- This product does not apply to flow soldering construction method.

- Conformity to RoHS Directive: This means that, in conformity with EU Directive 2002/95/EC, lead, cadmium, mercury, hexavalent chromium, and specific bromine-based flame retardants, PBB and PBDE, have not been used, except for exempted applications.

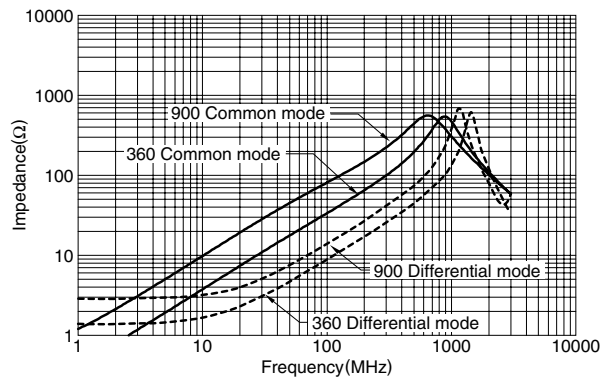
- All specifications are subject to change without notice.

ELECTRICAL CHARACTERISTICS

Part No.	Common mode impedance (Ω) [100MHz]	DC resistance (Ω)max.[1 line]	Rated current I _{dc} (mA)max.	Rated voltage E _{dc} (V)max.	Insulation resistance (M Ω)min.
MCZ1210AH360T	36 \pm 25%	1.00	200	5	10
MCZ1210AH900T	90 \pm 25%	1.75	100	5	10

TYPICAL ELECTRICAL CHARACTERISTICS

IMPEDANCE vs. FREQUENCY CHARACTERISTICS



• All specifications are subject to change without notice.