

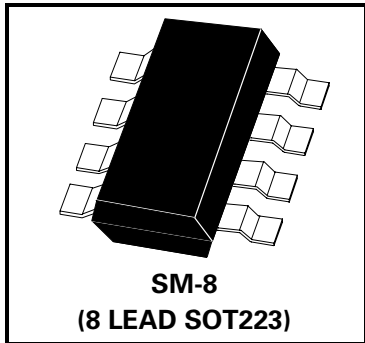
SM-8 BIPOLAR TRANSISTOR H-BRIDGE

ZHB6792

PRELIMINARY DATA SHEET ISSUE A MAY 1998

FEATURES

- * Compact package
- * Low on state losses
- * Low drive requirements
- * Operates up to 70V supply
- * 1 Amp continuous rating

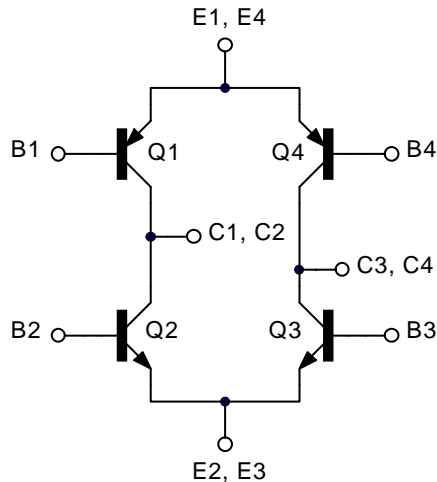


PARTMARKING DETAIL – ZHB6792

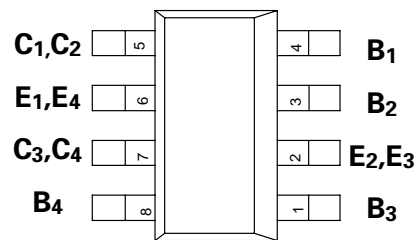
ABSOLUTE MAXIMUM RATINGS.

| PARAMETER | SYMBOL | NPNs | PNPs | UNIT |
|---|----------------|-------------|------|------|
| Collector-Base Voltage | V_{CBO} | 70 | -70 | V |
| Collector-Emitter Voltage | V_{CEO} | 70 | -70 | V |
| Emitter-Base Voltage | V_{EBO} | 5 | -5 | V |
| Peak Pulse Current | I_{CM} | 2 | -2 | A |
| Continuous Collector Current | I_C | 1 | -1 | A |
| Operating and Storage Temperature Range | $T_j; T_{stg}$ | -55 to +150 | | °C |

SCHEMATIC DIAGRAM



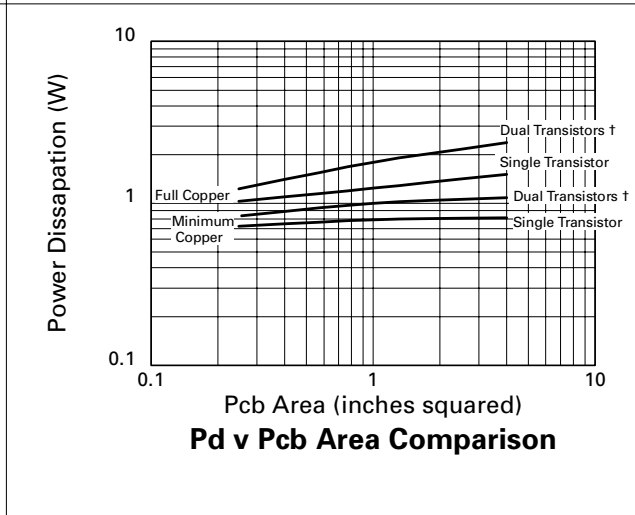
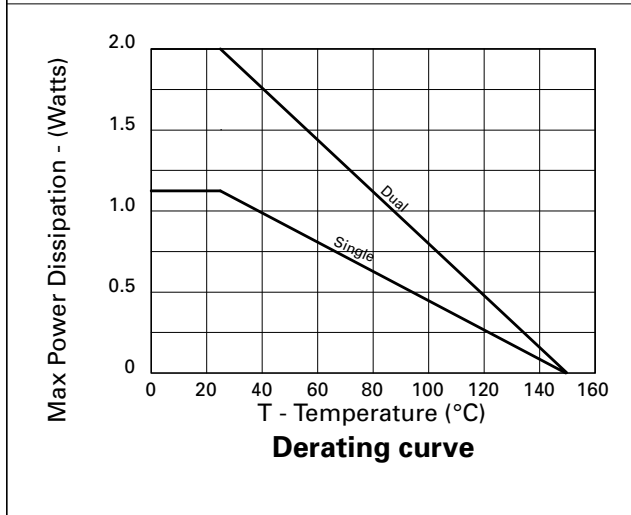
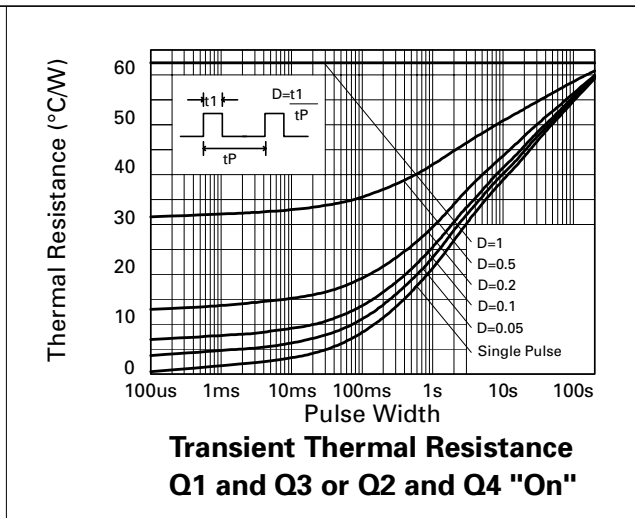
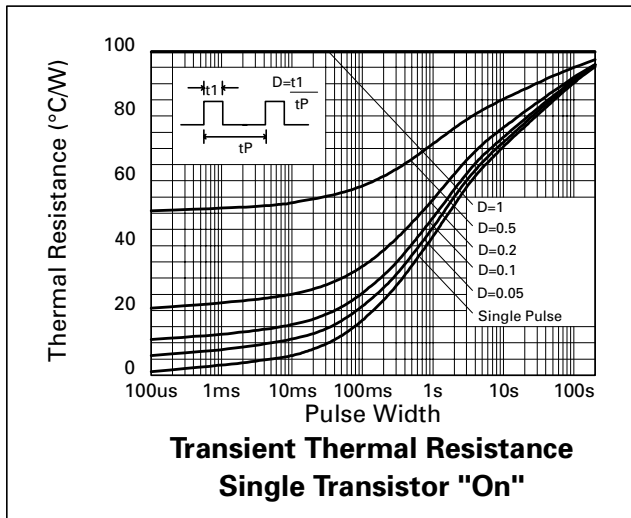
CONNECTION DIAGRAM



ZHB6792

THERMAL CHARACTERISTICS

| PARAMETER | SYMBOL | VALUE | UNIT |
|---|-----------|-------------|--|
| Total Power Dissipation at $T_{amb} = 25^{\circ}\text{C}^*$ Any single transistor "on" Q1 and Q3 "on" or Q2 and Q4 "on" equally | P_{tot} | 1.25 2 | W W |
| Derate above 25°C^* Any single transistor "on" Q1 and Q3 "on" or Q2 and Q4 "on" equally | | 10 16 | mW/ $^{\circ}\text{C}$ mW/ $^{\circ}\text{C}$ |
| Thermal Resistance - Junction to Ambient* Any single transistor "on" Q1 and Q3 "on" or Q2 and Q4 "on" equally | | 100 62.5 | $^{\circ}\text{C}/\text{W}$ $^{\circ}\text{C}/\text{W}$ |



* The power which can be dissipated assuming the device is mounted in a typical manner on a PCB with copper equal to 2 inches square.

† "Two devices on" is the standard operating condition for the bridge. Eg. opposing NPN/PNP pairs turned on.

ZHB6792

NPN TRANSISTORS ELECTRICAL CHARACTERISTICS (at $T_{amb} = 25^{\circ}\text{C}$)

| PARAMETER | SYMBOL | MIN. | TYP. | MAX. | UNIT | TEST CONDITIONS. |
|---------------------------------------|---------------|-------------------|------|-------------|---------------|---|
| Breakdown Voltages | $V_{(BR)CBO}$ | 70 | | | V | $I_C=100\mu\text{A}$ |
| | $V_{(BR)CEO}$ | 70 | | | V | $I_C=10\text{mA}^*$ |
| | $V_{(BR)EBO}$ | 5 | | | V | $I_E=100\mu\text{A}$ |
| Cut-Off Currents | I_{CBO} | | | 0.1 | μA | $V_{CB}=55\text{V}$ |
| | I_{EBO} | | | 0.1 | μA | $V_{EB}=4\text{V}$ |
| Saturation Voltages | $V_{CE(sat)}$ | | | 0.15 0.5 | V V | $I_C=0.1\text{A}, I_B=0.5\text{mA}^*$ $I_C=1\text{A}, I_B=10\text{mA}^*$ |
| | $V_{BE(sat)}$ | | | 0.9 | V | $I_C=1\text{A}, I_B=10\text{mA}^*$ |
| Base-Emitter Turn-On Voltage | $V_{BE(on)}$ | | | 0.9 | V | $I_C=1\text{A}, V_{CE}=2\text{V}^*$ |
| Static Forward Current Transfer Ratio | h_{FE} | 500 400 150 | | | | $I_C=100\text{mA}, V_{CE}=2\text{V}^*$ $I_C=500\text{mA}, V_{CE}=2\text{V}^*$ $I_C=1\text{A}, V_{CE}=2\text{V}^*$ |
| Transition Frequency | f_T | 150 | | | MHz | $I_C=50\text{mA}, V_{CE}=5\text{V}, f=50\text{MHz}$ |
| Input Capacitance | C_{ibo} | | 200 | | pF | $V_{EB}=0.5\text{V}, f=1\text{MHz}$ |
| Output Capacitance | C_{obo} | | 12 | | pF | $V_{CB}=10\text{V}, f=1\text{MHz}$ |
| Switching Times | t_{on} | | 46 | | ns | $I_C=500\text{mA}, I_{B1}=50\text{mA}$ |
| | t_{off} | | 1440 | | ns | $I_{B2}=50\text{mA}, V_{CC}=10\text{V}$ |

*Measured under pulsed conditions. Pulse width=300 μs . Duty cycle $\leq 2\%$

ZHB6792

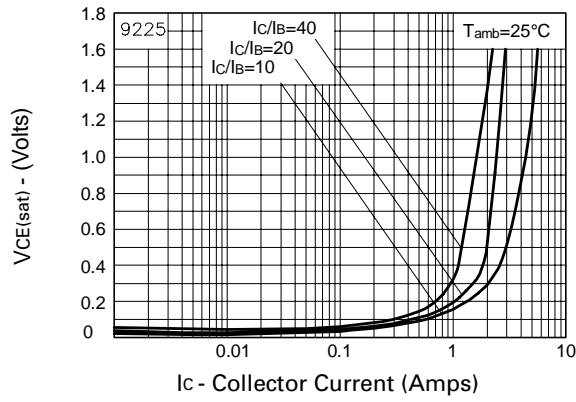
PNP TRANSISTORS ELECTRICAL CHARACTERISTICS (at $T_{amb} = 25^{\circ}\text{C}$)

| PARAMETER | SYMBOL | MIN. | TYP. | MAX. | UNIT | CONDITIONS. |
|--------------------------------------|-----------------------|-------------------|-----------|---------------|---------------|--|
| Collector-Base Breakdown Voltage | $V_{(BR)CBO}$ | -75 | | | V | $I_C = -100\mu\text{A}$ |
| Collector-Emitter Breakdown Voltage | $V_{(BR)CEO}$ | -70 | | | V | $I_C = -10\text{mA}^*$ |
| Emitter-Base Breakdown Voltage | $V_{(BR)EBO}$ | -5 | | | V | $I_E = -100\mu\text{A}$ |
| Collector Cut-Off Current | I_{CBO} | | | -0.1 | μA | $V_{CB} = -40\text{V}$ |
| Emitter Cut-Off Current | I_{EBO} | | | -0.1 | μA | $V_{EB} = -4\text{V}$ |
| Collector-Emitter Saturation Voltage | $V_{CE(sat)}$ | | | -0.45 -0.5 | V V | $I_C = -500\text{mA}, I_B = -5\text{mA}^*$ $I_C = -1\text{A}, I_B = -25\text{mA}^*$ |
| Base-Emitter Saturation Voltage | $V_{BE(sat)}$ | | | -0.95 | V | $I_C = -1\text{A}, I_B = -25\text{mA}^*$ |
| Base-Emitter Turn-On Voltage | $V_{BE(on)}$ | | -0.75 | | V | $I_C = -1\text{A}, V_{CE} = -2\text{V}^*$ |
| Static Forward Current Transfer | h_{FE} | 300 250 200 | | 800 | | $I_C = -10\text{mA}, V_{CE} = -2\text{V}^*$ $I_C = -500\text{mA}, V_{CE} = -2\text{V}^*$ $I_C = -1\text{A}, V_{CE} = -2\text{V}^*$ |
| Transition Frequency | f_T | 100 | | | MHz | $I_C = -50\text{mA}, V_{CE} = -5\text{V}$ $f = 50\text{MHz}$ |
| Input Capacitance | C_{ibo} | | 225 | | pF | $V_{EB} = -0.5\text{V}, f = 1\text{MHz}$ |
| Output Capacitance | C_{obo} | | 22 | | pF | $V_{CB} = -10\text{V}, f = 1\text{MHz}$ |
| Switching Times | t_{on} t_{off} | | 35 750 | | ns ns | $I_C = -500\text{mA},$ $I_{B1} = -50\text{mA}$ $I_{B2} = -50\text{mA}, V_{CC} = -10\text{V}$ |

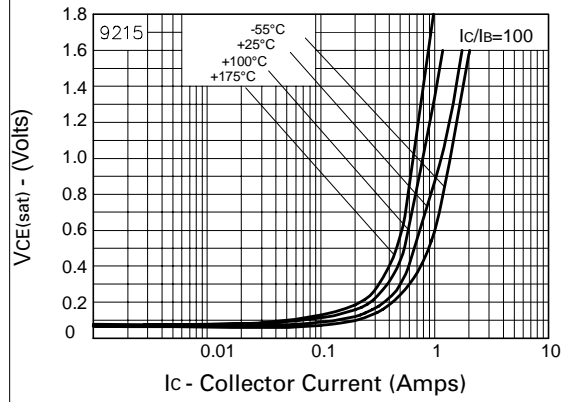
*Measured under pulsed conditions. Pulse width=300 μs . Duty cycle $\leq 2\%$

ZHB6792

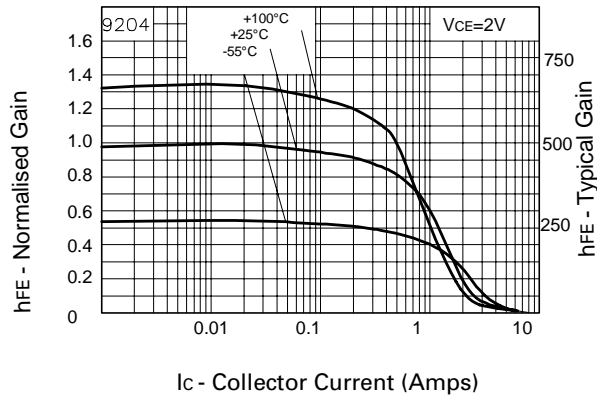
PNP TRANSISTOR TYPICAL CHARACTERISTICS



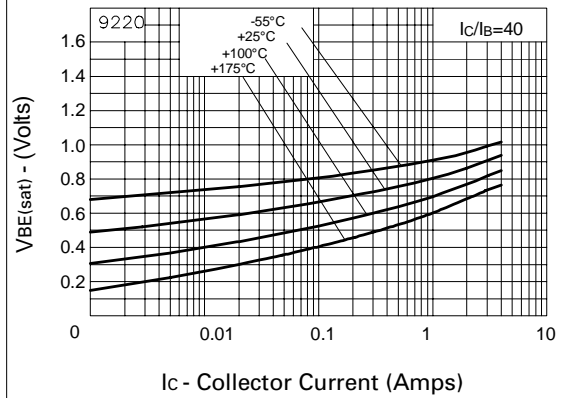
VCE(sat) v IC



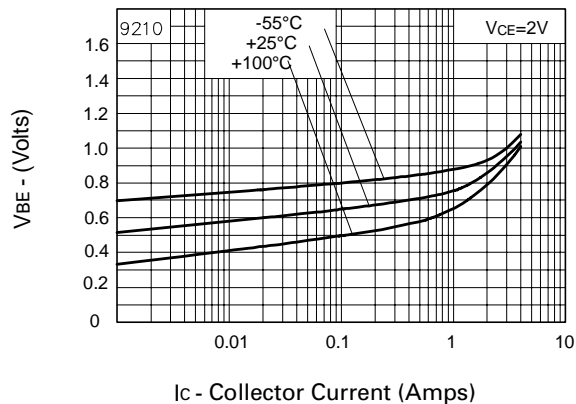
VCE(sat) v IC



hFE v IC



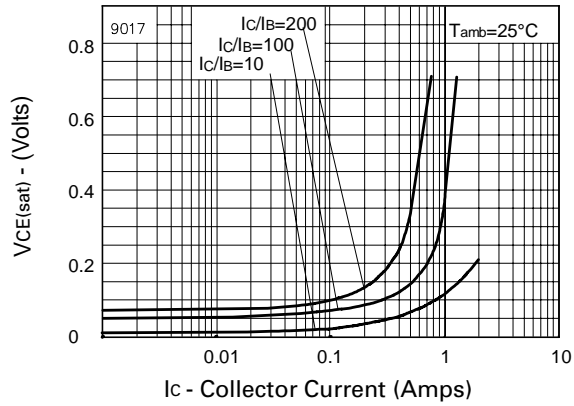
VBE(sat) v IC



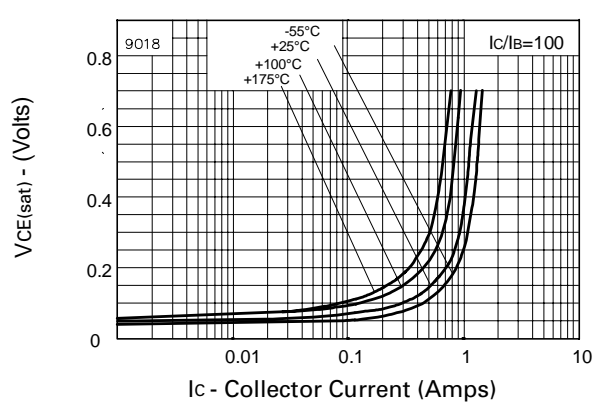
VBE(on) v IC

ZHB6792

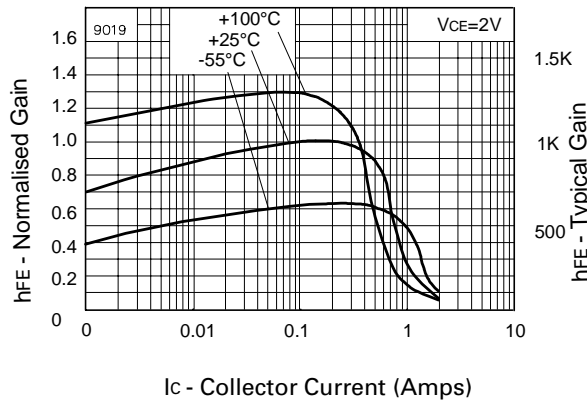
NPN TRANSISTOR TYPICAL CHARACTERISTICS



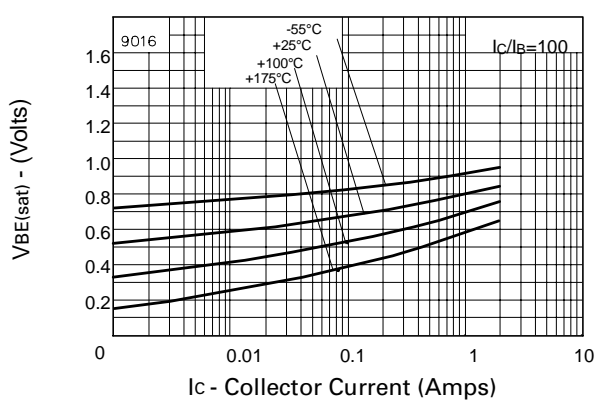
VCE(sat) v IC



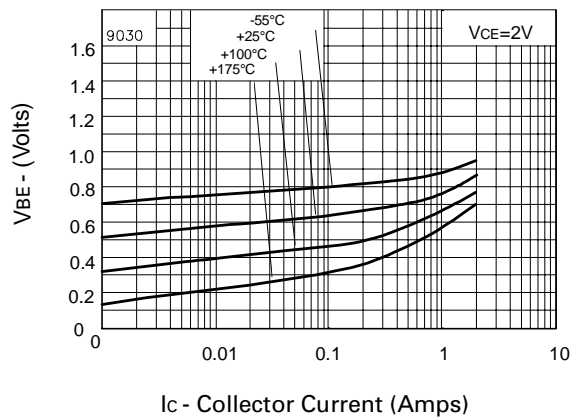
VCE(sat) v IC



hFE v IC

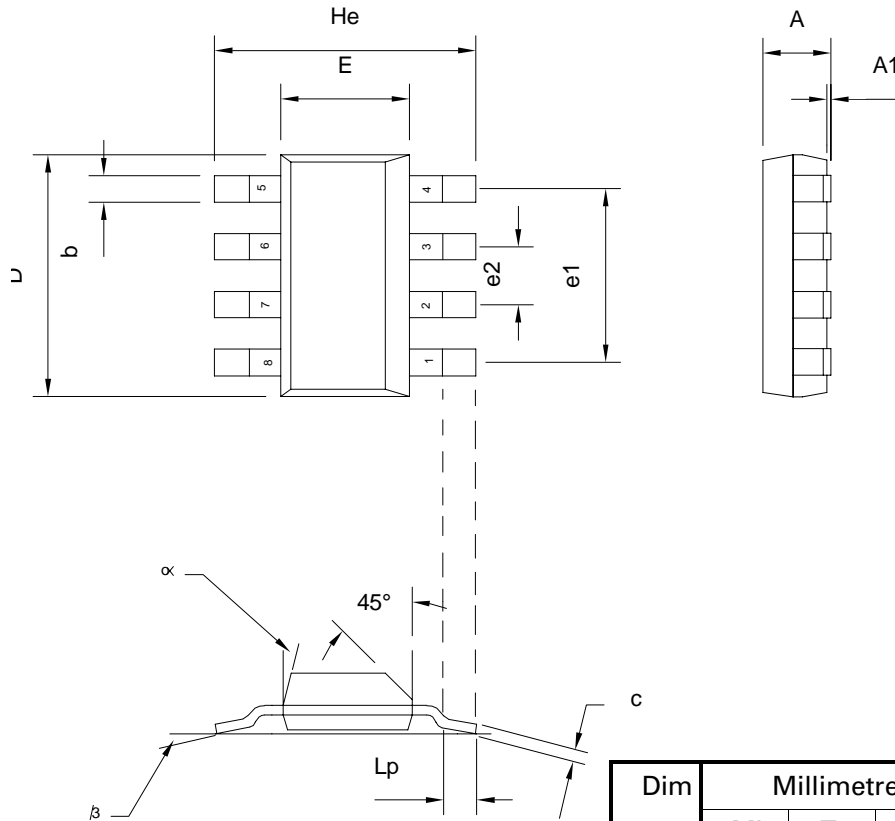


VBE(sat) v IC



VBE(on) v IC

ZHB6792



| Dim | Millimetres | | | Inches | | |
|-----|-------------|------|------|--------|-------|-------|
| | Min | Typ | Max | Min | Typ | Max |
| A | - | - | 1.7 | - | - | 0.067 |
| A1 | 0.02 | - | 0.1 | 0.0008 | - | 0.004 |
| b | - | 0.7 | - | - | 0.028 | - |
| c | 0.24 | - | 0.32 | 0.009 | - | 0.013 |
| D | 6.3 | - | 6.7 | 0.248 | - | 0.264 |
| E | 3.3 | - | 3.7 | 0.130 | - | 0.145 |
| e1 | - | 4.59 | - | - | 0.180 | - |
| e2 | - | 1.53 | - | - | 0.060 | - |
| He | 6.7 | - | 7.3 | 0.264 | - | 0.287 |
| Lp | 0.9 | - | - | 0.035 | - | - |



Zetex plc.
 Fields New Road, Chadderton, Oldham, OL9-8NP, United Kingdom.
 Telephone: (44)161 622 4422 (Sales), (44)161 622 4444 (General Enquiries)
 Fax: (44)161 622 4420

Zetex GmbH
 Streifeldstraße 19
 D-81673 München
 Germany
 Telefon: (49) 89 45 49 49 0
 Fax: (49) 89 45 49 49 49

Zetex Inc.
 47 Mall Drive, Unit 4
 Commack NY 11725
 USA
 Telephone: (516) 543-7100
 Fax: (516) 864-7630

Zetex (Asia) Ltd.
 3510 Metroplaza, Tower 2
 Hing Fong Road,
 Kwai Fong, Hong Kong
 Telephone: (852) 26100 611
 Fax: (852) 24250 494

These are supported by
 agents and distributors in
 major countries world-wide
 ©Zetex plc 1998

Internet: <http://www.zetex.com>

This publication is issued to provide outline information only which (unless agreed by the Company in writing) may not be used, applied or reproduced for any purpose or form part of any order or contract or be regarded as a representation relating to the products or services concerned. The Company reserves the right to alter without notice the specification, design, price or conditions of supply of any product or service.