

"High Frequency Ceramic Solutions"

1.575 GHz Multilayer GPS Chip Antenna

P/N 1575AT54A0010

Detail Specification: 10/30/08

Page 1 of 5

General Specifications

Part Number	1575AT54A0010
Frequency Range	1570 - 1580 Mhz
Peak Gain	1.3 dBi typ. (YZ-Total)
Average Gain	-0.7 dBi typ. (YZ-Total)
Return Loss	9.5 dB min.

Input Power	2W max.
Impedance	50 Ω
Reel Quantity	500
Operating Temperature	-40 to +85°C
Storage Temperature	+5 to +35°C, Humidity: 45-75%RH, 12 mos. Max

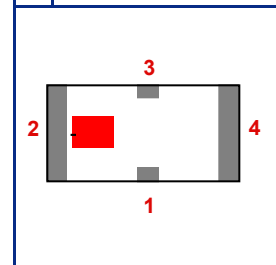
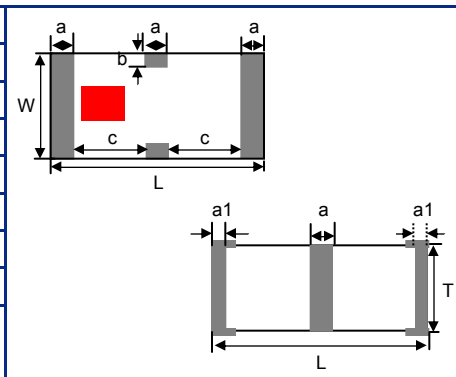
P/N Suffix	Packaging	Bulk	Suffix = S	Eg. 1575AT54A0010S
	Style	T & R	Suffix = E	Eg. 1575AT54A0010E
	Termination Style	100% Tin	Suffix = None	Eg. 1575AT54A0010(E or S)
		Tin / Lead	Please consult Factory	

Terminal Configuration

No.	Function
1	Feed Point
2	GND
3	NC
4	GND

Mechanical Dimensions

	In	mm
L	0.591 ± 0.008	15.00 ± 0.20
W	0.157 ± 0.008	4.00 ± 0.20
T	0.126 ± 0.008	3.20 ± 0.20
a	0.039 ± 0.008	1.00 ± 0.20
a1	0.020 ± 0.008	0.50 ± 0.20
b	0.020 ± 0.008	0.50 ± 0.20
c	0.236 ± 0.008	6.00 ± 0.20



Johanson Technology, Inc. reserves the right to make design changes without notice.
All sales are subject to Johanson Technology, Inc. terms and conditions.



www.johansontechnology.com

4001 Calle Tecate • Camarillo, CA 93012 • TEL 805.389.1166 FAX 805.389.1821

2008 Johanson Technology, Inc. All Rights Reserved

"High Frequency Ceramic Solutions"

1.575 GHz Multilayer GPS Chip Antenna

P/N 1575AT54A0010

Detail Specification: 10/30/08

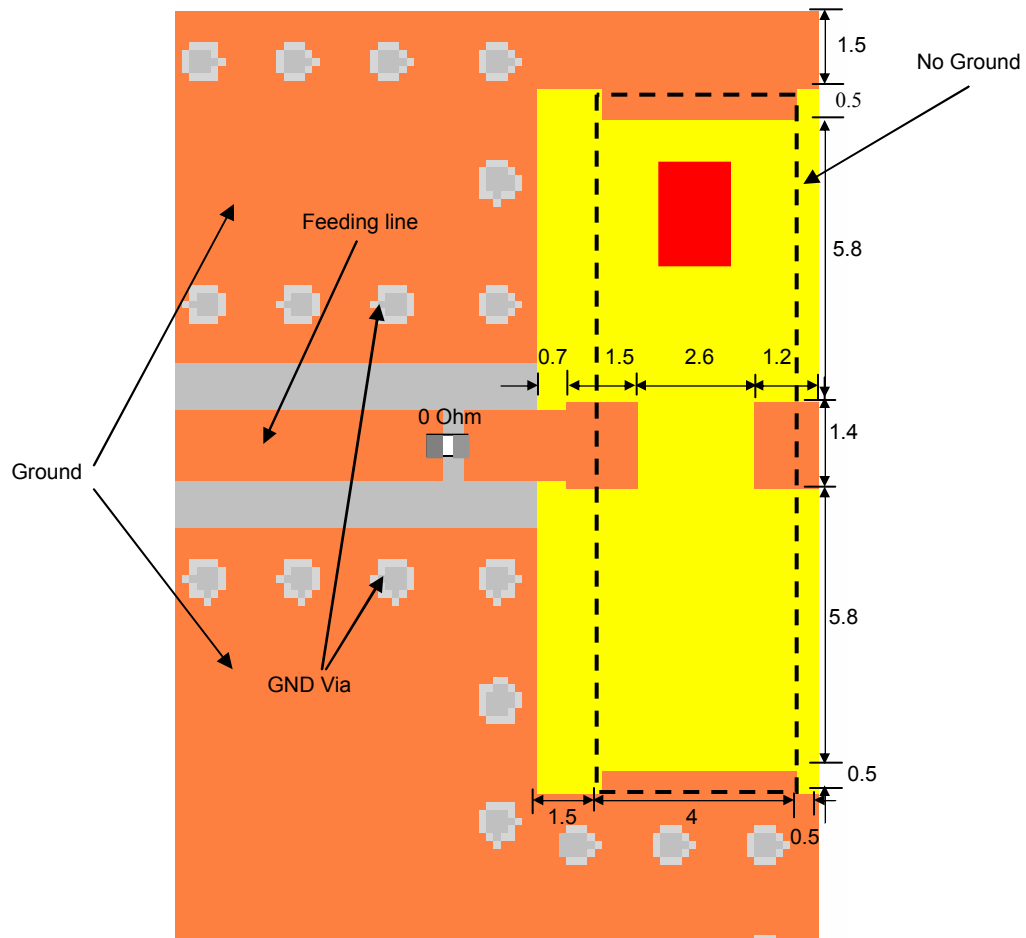
Page 2 of 5

Mounting Considerations

Matching circuit and component values will be different, depending on PCB layout

*Line width should be designed to provide 50Ω impedance matching characteristics.

a) Without Matching Circuits



"High Frequency Ceramic Solutions"

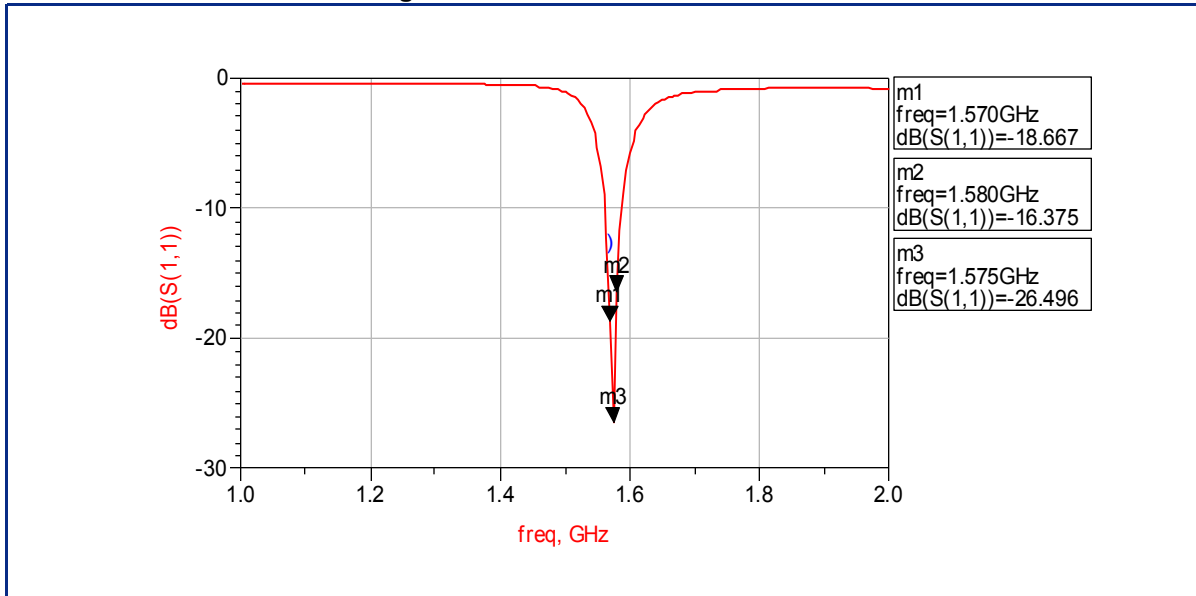
1.575 GHz Multilayer GPS Chip Antenna

P/N 1575AT54A0010

Detail Specification: 10/30/08

Page 3 of 5

Return Loss - Without Matching Circuits



www.johansontechnology.com

4001 Calle Tecate • Camarillo, CA 93012 • TEL 805.389.1166 FAX 805.389.1821

2008 Johanson Technology, Inc. All Rights Reserved

"High Frequency Ceramic Solutions"

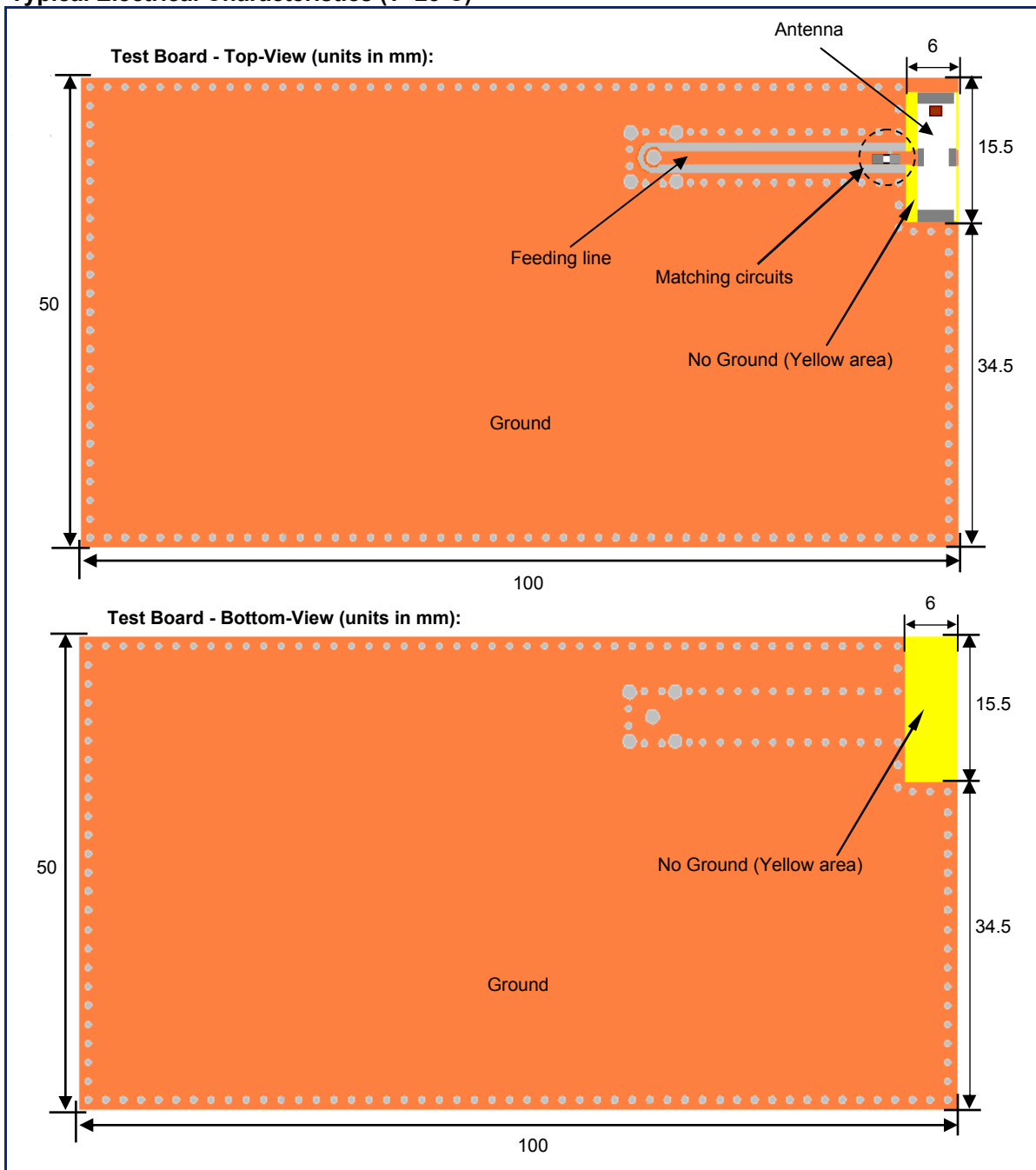
1.575 GHz Multilayer GPS Chip Antenna

P/N 1575AT54A0010

Detail Specification: 10/30/08

Page 4 of 5

Typical Electrical Characteristics (T=25°C)



Johanson Technology, Inc. reserves the right to make design changes without notice.
All sales are subject to Johanson Technology, Inc. terms and conditions.



www.johansontechnology.com
4001 Calle Tecate • Camarillo, CA 93012 • TEL 805.389.1166 FAX 805.389.1821

2008 Johanson Technology, Inc. All Rights Reserved

"High Frequency Ceramic Solutions"

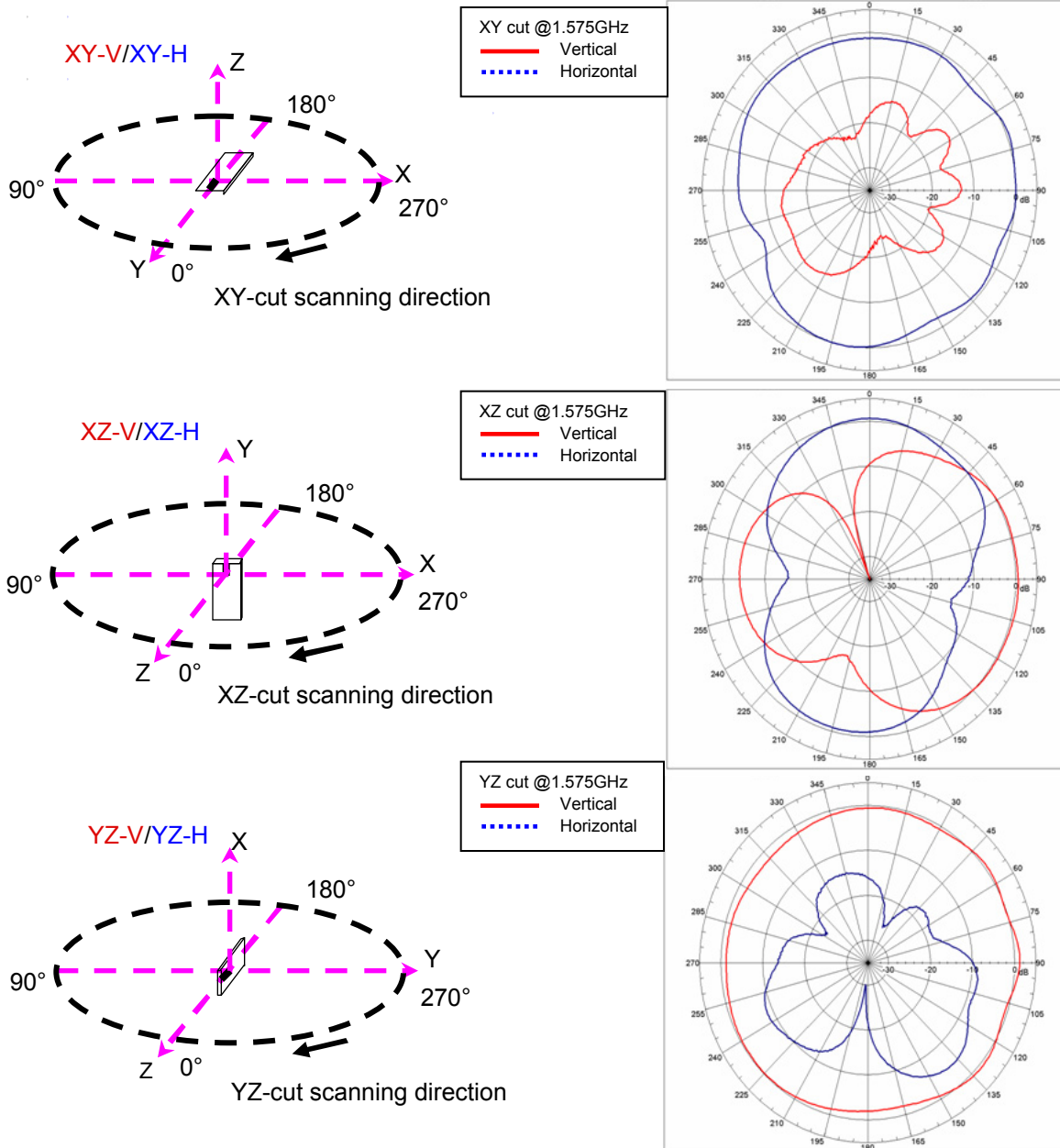
1.575 GHz Multilayer GPS Chip Antenna

P/N 1575AT54A0010

Detail Specification: 10/30/08

Page 5 of 5

Typical Radiation Patterns



Johanson Technology, Inc. reserves the right to make design changes without notice.

All sales are subject to Johanson Technology, Inc. terms and conditions.



www.johansontechnology.com
4001 Calle Tecate • Camarillo, CA 93012 • TEL 805.389.1166 FAX 805.389.1821

2008 Johanson Technology, Inc. All Rights Reserved