

# W1G250 Series

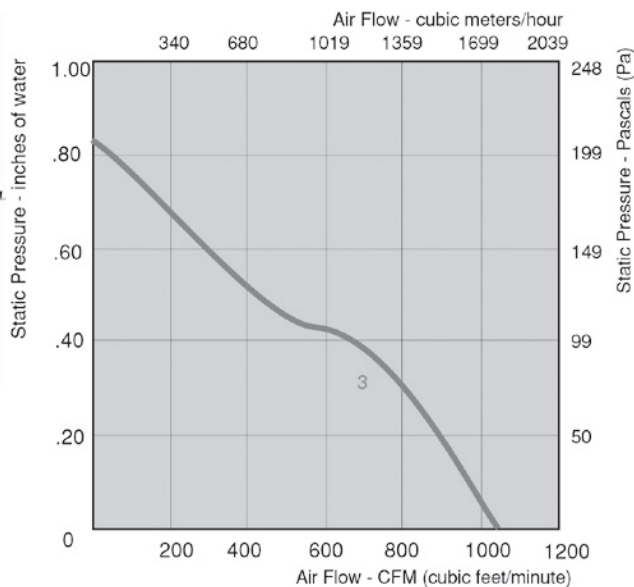
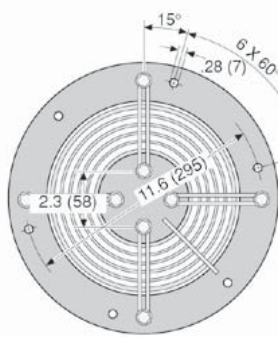
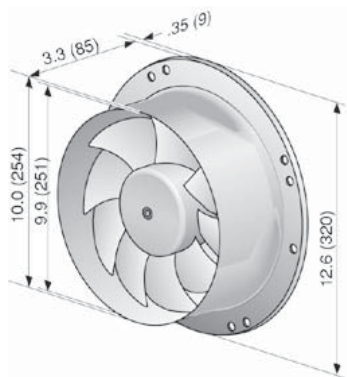
Axial

## Ø 250mm S-Range



- DC axial fans have least power consumption blowing at free air. As the back pressure increases, the power consumption increases. The combination of impeller and external-rotor motor provides an optimal aerodynamic solution.
- Individual sickle blades made of sheet steel are welded onto the external-rotor motor and dynamically balanced.
- Integrated electronics, reverse polarity and locked-rotor protection.
- Direction of rotation is CCW looking at rotor.
- Round venturi mounting plate with 7 mm holes. Ready to install.
- UL, CSA, VDE approvals on some models, please contact application engineering.

Part Number	CFM @ 0	VDC	Volt. Range	Power (KW)	dBA	Max. Amb. Temp C	Bearing Type	Features	Grill Position	Wgt. (lbs)
W1G250-CH35-52	1054	24	16 to 28	100	70	60	Ball	Leads	Dischg	4.00
W1G250-CI35-52	1054	24	16 to 28	100	70	60	Ball	Leads	Inlet	4.00
W1G250-CH73-52	1054	48	36 to 56	100	70	60	Ball	Leads	Dischg	4.00
W1G250-CI73-52	1054	48	36 to 56	100	70	60	Ball	Leads	Inlet	4.00



**ebmpapst**

e-mail: [sales@us.ebmpapst.com](mailto:sales@us.ebmpapst.com) · TEL: 860-674-1515 · FAX: 860-674-8536

ebm-papst Inc., 100 Hyde Road, Farmington, CT 06034 USA

ebm-papst Inc., 2004 © ebm-papst Inc. reserves the right to change any specifications or data without notice