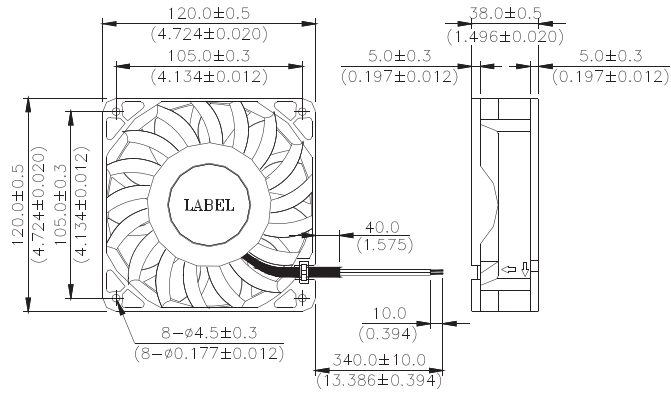


FHB 120 x 120 x 38 MM SERIES

DIMENSIONS DRAWING

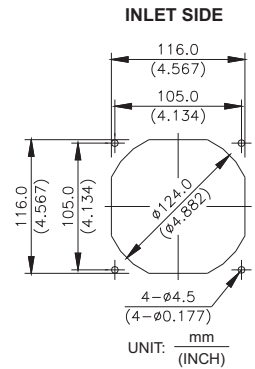
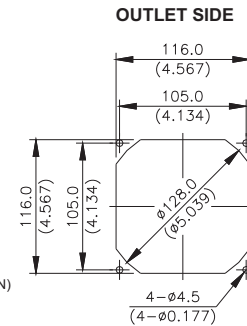
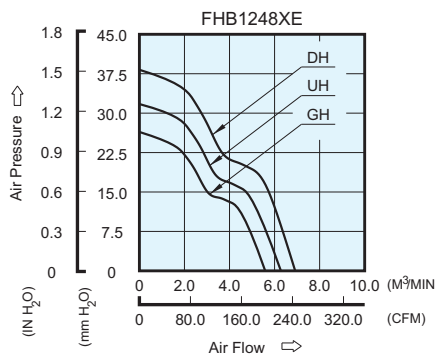


UNIT: $\frac{\text{mm}}{\text{(INCH)}}$

- * Bearing Type
Ball Bearings
- * Material
Impeller : Plastic (UL 94V-0)
Frame : Die-cast Aluminum
- * Lead Wires :
UL 1007 AWG #22 OR Equivalent
Red Wire Positive (+)
Black Wire Negative (-)
- * Weight : 470g (16.58 oz)

P & Q CURVE (AT RATED VOLTAGE)

MOUNTING PANEL CUTOUT



UNIT: $\frac{\text{mm}}{\text{(INCH)}}$

MODEL		Rated Voltage	Operating Voltage Range	Input Current	Input Power	Speed	Maximum Air Flow		Maximum Air Pressure		Noise
PART NO.	FUNCTION	VDC	VDC	Amp	Watt	R.P.M.	m ³ /min	CFM	mmH ₂ O	IN H ₂ O	dB-A
FHB1248GHE	-R00/-F00	48	32.0 to 80.0	0.78	37.44	4800	5.671	200.28	25.92	1.020	67.0
FHB1248UHE	-R00/-F00	48	32.0 to 80.0	0.91	43.68	5300	6.321	223.22	31.51	1.241	68.0
FHB1248DHE	-R00/-F00	48	32.0 to 80.0	1.28	61.44	5800	6.961	245.83	38.16	1.502	71.5

* Function type is optional.
 * The max. air flow and the speed are measured in free air ; max. air pressure is measured at zero air flow.
 * Noise is measured in anechoic chamber in free air, one meter from intake side.
 * All readings are typical values at rated voltage.
 * Specifications are subject to change without notice.