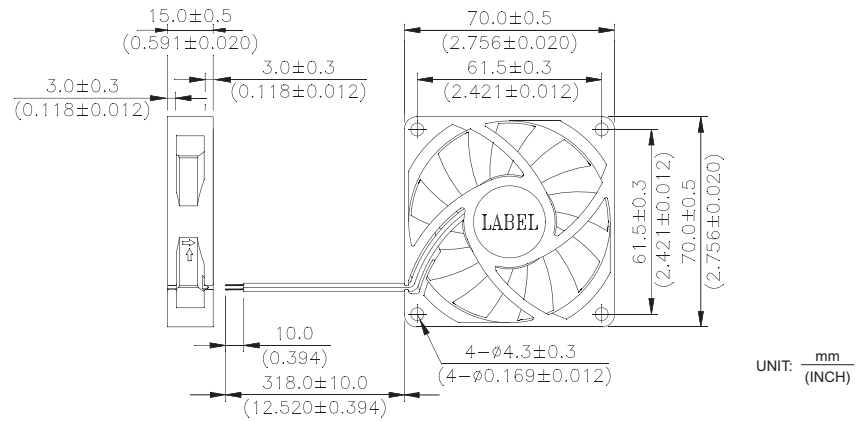


AFB 70 x 70 x 15 MM SERIES

DIMENSIONS DRAWING

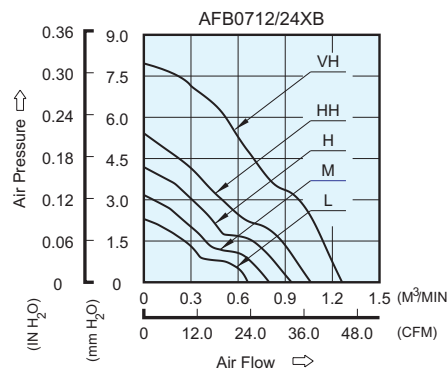


UNIT: mm
(INCH)

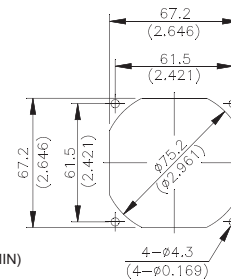
- * Bearing Type : Ball Bearings
- * Material : Impeller & Frame : Plastic(UL 94V-0)
- * Lead Wires : UL 1007 AWG #24 OR Equivalent
Red Wire Positive(+)
Black Wire Negative(-)
- * Weight : 47g (1.66 OZ)
- * Rib Type Only

P & Q CURVE (AT RATED VOLTAGE)

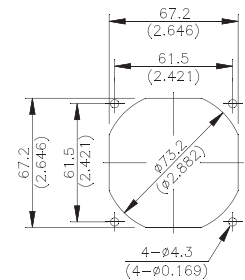
MOUNTING PANEL CUTOUT



OUTLET SIDE



INLET SIDE



UNIT: mm
(INCH)

MODEL		Rated Voltage	Operating Voltage Range	Input Current	Input Power	Speed	Maximum Air Flow		Maximum Air Pressure		Noise
PART NO.	FUNCTION	VDC	VDC	Amp	Watt	R.P.M.	m ³ /min	CFM	mmH ₂ O	IN H ₂ O	dB-A
AFB0712LB	-R00 / -F00	12	4.0 to 13.8	0.08	0.96	2800	0.662	23.38	2.27	0.089	26.5
AFB0724LB	-R00 / -F00	24	14.0 to 27.6	0.06	1.44						
AFB0712MB	-R00 / -F00	12	4.0 to 13.8	0.14	1.68	3300	0.798	28.18	3.12	0.123	31.0
AFB0724MB	-R00 / -F00	24	14.0 to 27.6	0.09	2.16						
AFB0712HB	-R00 / -F00	12	4.0 to 13.8	0.18	2.16	3800	0.940	33.20	4.12	0.162	34.5
AFB0724HB	-R00 / -F00	24	14.0 to 27.6	0.12	2.88						
AFB0712HHB	-R00 / -F00	12	4.0 to 13.8	0.26	3.12	4300	1.063	37.54	5.33	0.210	38.5
AFB0724HHB	-R00 / -F00	24	14.0 to 27.6	0.15	3.60						
AFB0712VHB	-R00 / -F00	12	5.0 to 12.6	0.37	4.44	5200	1.287	45.45	7.79	0.306	44.0

* Function type is optional.
 * The max. air flow and the speed are measured in free air ; max. air pressure is measured at zero air flow.
 * Noise is measured in anechoic chamber in free air, one meter from intake side.
 * All readings are typical values at rated voltage.
 * Specifications are subject to change without notice.
 * Both of the ball bearing and the 1 ball + 1 Sleeve type are available(except *AFB0712VHB).