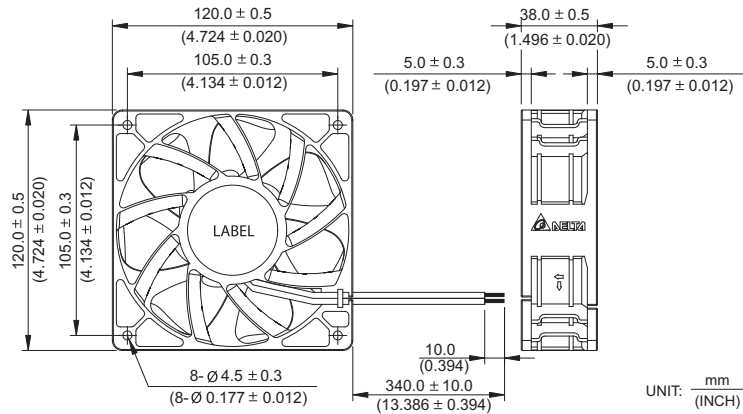


*New*



# QFR 120 x 120 x 38 MM SERIES

## DIMENSIONS DRAWING

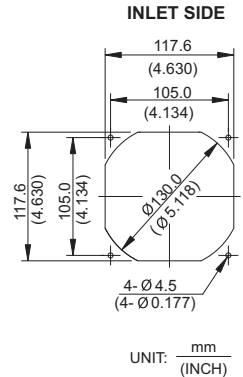
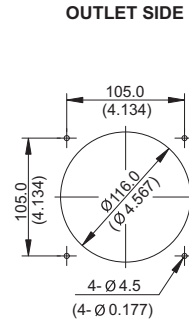
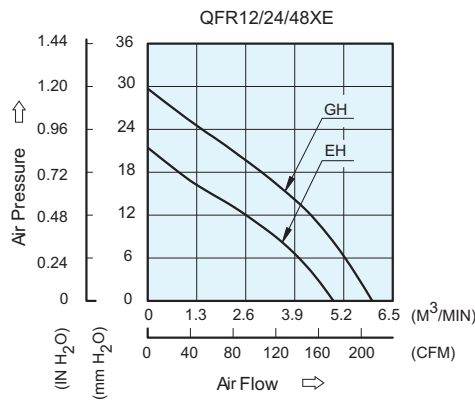


UNIT:  $\frac{\text{mm}}{\text{(INCH)}}$

- \* Bearing Type  
Ball Bearings
- \* Material  
Impeller & Frame : Plastic (UL 94V-0)
- \* Lead Wires :  
UL 1430 AWG #22 OR Equivalent  
Red Wire Positive (+)  
Black Wire Negative (-)
- \* Weight : 330g (11.64 oz)

## P & Q CURVE (AT RATED VOLTAGE)

## MOUNTING PANEL CUTOUT



UNIT:  $\frac{\text{mm}}{\text{(INCH)}}$

MODEL		Rated Voltage	Operating Voltage Range	Input Current	Input Power	Speed	Maximum Air Flow		Maximum Air Pressure		Noise
PART NO.	FUNCTION	VDC	VDC	Amp	Watt	R.P.M.	m <sup>3</sup> /min	CFM	mmH <sub>2</sub> O	IN H <sub>2</sub> O	dB-A
QFR1212EHE	-R00/-F00	12	8.0 to 13.2	1.00	12.00	5000	4.922	173.83	21.43	0.844	59.0
QFR1224EHE	-R00/-F00	24	16.0 to 26.4	0.50	12.00						
QFR1248EHE	-R00/-F00	48	33.0 to 52.8	0.26	12.48						
QFR1212GHE	-R00/-F00	12	8.0 to 13.2	1.80	21.60	6000	5.957	210.38	29.18	1.170	64.0
QFR1224GHE	-R00/-F00	24	16.0 to 26.4	0.94	22.56						
QFR1248GHE	-R00/-F00	48	33.0 to 52.8	0.50	24.00						

\* Function type is optional.  
 \* The max. air flow and the speed are measured in free air ; max. air pressure is measured at zero air flow.  
 \* Noise is measured in anechoic chamber in free air, one meter from intake side.  
 \* All readings are typical values at rated voltage.  
 \* Specifications are subject to change without notice.