

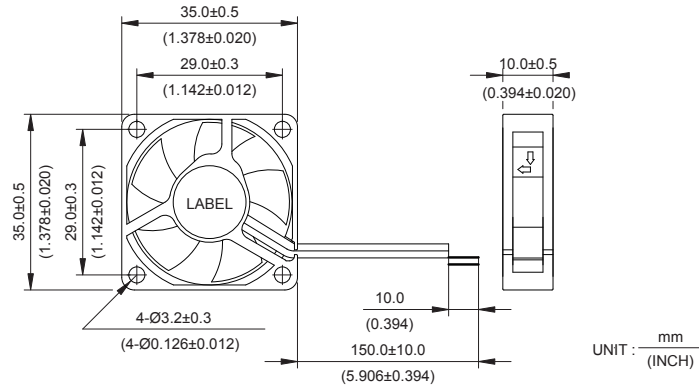
New



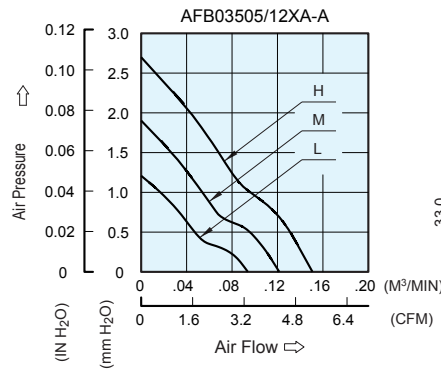
- * Bearing Type
Ball Bearings
- * Material
Impeller & Frame : Plastic(UL 94V-0)
- * Lead Wires :
UL 1061 AWG #26 OR Equivalent
Red Wire Positive(+)
Black Wire Negative(-)
- * Weight : 10g(0.35 OZ)
- * Rib Type Only

AFB 35 x 35 x 10 MM SERIES

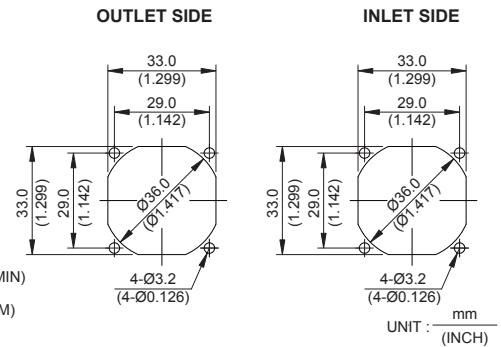
■ DIMENSIONS DRAWING



■ P & Q CURVE (AT RATED VOLTAGE)



■ MOUNTING PANEL CUTOUT



MODEL			Rated Voltage	Operating Voltage Range	Input Current	Input Power	Speed	Maximum Air Flow		Maximum Air Pressure		Noise
PART NO.	REV.	FUNCTION	VDC	VDC	Amp	Watt	R.P.M.	m ³ /min	CFM	mmH ₂ O	IN H ₂ O	dB-A
AFB03505LA	-A	-R00 / -F00	5	4.0 to 5.5	0.06	0.30	4500	0.095	3.36	1.21	0.048	15.0
AFB03512LA	-A	-R00 / -F00	12	9.5 to 13.8	0.04	0.48						
AFB03505MA	-A	-R00 / -F00	5	4.0 to 5.5	0.10	0.50	5800	0.127	4.50	1.90	0.075	18.0
AFB03512MA	-A	-R00 / -F00	12	9.5 to 13.8	0.05	0.60						
AFB03505HA	-A	-R00 / -F00	5	4.0 to 5.5	0.14	0.70	7000	0.156	5.50	2.70	0.106	22.0
AFB03512HA	-A	-R00 / -F00	12	9.5 to 13.8	0.09	1.08						

- * Function type is optional.
- * The max. air flow and the speed are measured in free air ; max. air pressure is measured at zero air flow.
- * Noise is measured in anechoic chamber in free air, one meter from intake side.
- * All readings are typical values at rated voltage.
- * Specifications are subject to change without notice.